

WISE SERIES

SAFEWAY WISE TECHNOLOGY




Best aid
SAFEWAY

MC.FMS MACHINE VISE, NC ROTARY TABLE & ACCESSORIES

精密虎鉗 / NC分度盤 / 精密基座 / 鑽頭研磨機

Very good quality vise



台灣中小企業創新研究獎
Taiwan SMEs Innovation Award

台灣精品 1996
TAIWAN EXCELLENCE

台灣精品 1997
TAIWAN EXCELLENCE

台灣精品 2010
TAIWAN EXCELLENCE



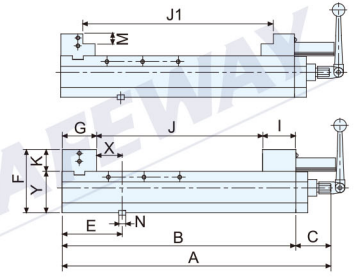
PATENTED / 專利在案
100% Made in Taiwan

FMS 彈性化 / 肯倍得式精密機械虎鉗 COMPACT MACHINE VISE

FMS•Mechanical 彈性化 / 機械型



- 肯倍得式精密機械虎鉗，適用立、臥式綜合切削加工機FMS系統做精密切削加工。
- 夾緊系統：螺桿夾緊。
- 強而有力材質-虎鉗本台使用高抗張拉力球狀石墨化鑄鐵(FCD600~60kgs/mm²) (80,000psi) 抗張力強，不易變形。
- Max.opening capacity and compact in total length. Particularly suitable for machining centers.
- Clamping system: Lead screw.
- Rigid material-ductile iron FCD600 JIS (Equal to GGG-60) with 60kgs/mm² or 80,000psi tensile strength.



PAT. 螺桿夾緊，精度極高，適用於中輕切削加工

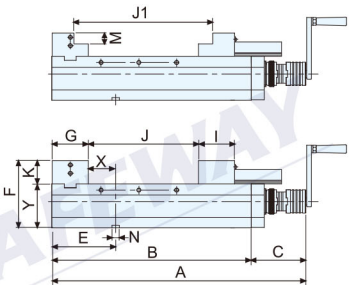
訂購編號 Order NO	型號 Model	A	B	C	D	E	F	G	I	J / J1	K	M	N	X	Y	淨重 N.W.	毛重 G.W.	裝箱尺寸 Shipment Size	備註 Remark
10000100	VCV-100V	398	300	98	101	124	130	78	64	155 / 213	45	25	18	45	85	21	23	600x210x185	
10000130	VCV-130V	508	410	98	131	149	147	83	74	250 / 315	52	30	18	65	95	38	40	660x240x200	
10000160	VCV-160V	573	475	98	161	152	160	86	86	300 / 370	55	30	18	65	105	57	60	760x280x205	
10000200	VCV-200V	653	555	98	201	194	170	100	97	350 / 426	60	30	18	92	110	87	90	840x325x230	
10000250	VCV-250V	903	805	98	251	402.5	193	124	124	550 / 650	78	40	22	276.5	115	150	166	1045x410x330	

FMS 彈性化 / 肯倍得式精密油壓虎鉗 COMPACT HYDRAULIC VISE

FMS•Hydraulic 彈性化 / 油壓型



- 肯倍得式精密油壓虎鉗，適用立、臥式綜合切削加工機FMS系統做重切削加工。
- 夾緊系統：機械式 / 油壓式。
- 強而有力材質-虎鉗本台使用高抗張拉力球狀石墨化鑄鐵(FCD600~60kgs/mm²) (80,000psi) 抗張力強，不易變形。
- Max.opening capacity and compact in total length. particularly suitable for machining centers.
- Clamping system: Mechanical / Hydraulic.
- Rigid material-ductile iron FCD600 JIS (Equal to GGG-60) with 60kgs/mm² or 80,000psi tensile strength.




PAT. 油壓夾緊力大且穩定，適用於超重切削精密加工

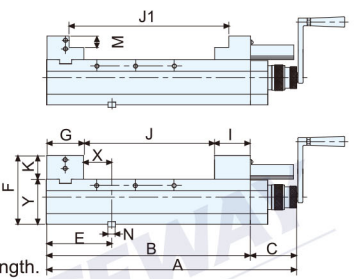
訂購編號 Order NO	型號 Model	A	B	C	D	E	F	G	I	J / J1	K	M	N	X	Y	最大夾緊力 Limit. Pressure	淨重 N.W.	毛重 G.W.	裝箱尺寸 Shipment Size	備註 Remark
10010130	VHV-130V	545	410	135	131	149	147	83	74	210 / 275	52	30	18	65	95	72KN(7056kgf)	40	42	660x240x200	
10010160	VHV-160V	610	475	135	161	152	160	86	86	300 / 370	55	30	18	65	105	77KN(7546kgf)	59	62	760x280x205	
10010200	VHV-200V	690	555	135	201	194	170	100	97	350 / 426	60	30	18	92	110	82KN(8036kgf)	90	93	840x325x230	
10010250	VHV-250V	940	805	135	251	402.5	193	124	124	550 / 650	78	40	22	276.5	115	90KN(8820kgf)	153	170	1045x410x330	

FMS 彈性化 / 肯倍得式精密高倍力機械增壓虎鉗 COMPACT POWER VISE

FMS•Power 彈性化 / 高倍力型



- 角圓式肯倍得式精密倍力機械增壓虎鉗，適用立、臥式綜合切削加工機做精密切削加工。並設計有夾持力顯示功能，可知夾持力之大小。
- 夾緊系統：高倍力式 / 機械增壓。
- 強而有力材質-虎鉗本台使用高抗張拉力球狀石墨化鑄鐵(FCD600~60kgs/mm²) (80,000psi) 抗張力強，不易變形。
- Max.opening capacity and compact in total length. Particularly suitable for machining centers.
- Clamping system: Mechanical power.
- Rigid material-ductile iron FCD600 JIS (Equal to GGG-60) with 60kgs/mm² or 80,000psi tensile strength.



PAT. 高倍力機械增壓夾緊力大且穩定，適用於超重切削精密加工

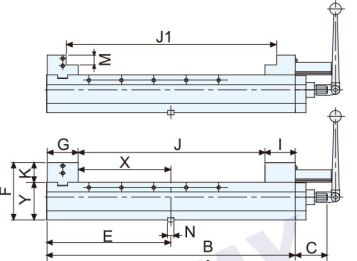
訂購編號 Order NO	型號 Model	A	B	C	D	E	F	G	I	J / J1	K	M	N	X	Y	最大夾緊力 Limit. Pressure	淨重 N.W.	毛重 G.W.	裝箱尺寸 Shipment Size	備註 Remark
10040100	VQV-100V	406	300	106	101	124	130	78	64	155 / 213	45	25	18	45	85	41KN(4018kgf)	22	24	600x210x185	
10040130	VQV-130V	516	410	106	131	149	147	83	74	250 / 315	52	30	18	65	95	45KN(4410kgf)	40	42	660x240x200	
10040160	VQV-160V	581	475	106	161	152	160	86	86	300 / 370	55	30	18	65	105	54KN(5292kgf)	59	62	760x280x205	
10040200	VQV-200V	661	555	106	201	194	170	100	97	350 / 426	60	30	18	92	110	66KN(6468kgf)	90	93	840x325x230	
10040250	VQV-250V	911	805	106	251	402.5	193	124	124	550 / 650	78	40	22	276.5	115	70KN(6860kgf)	153	170	1045x410x330	

FMS 彈性化 / 肯倍得式精密機械虎鉗(大開口) COMPACT MACHINE VISE (LONG OPENING)

FMS•Mechanical 彈性化 / 機械型



- 肯倍得式精密機械虎鉗，適用立、臥式綜合切削加工機FMS系統做精密切削加工。
- 夾緊系統：螺桿夾緊。
- 強而有力材質-虎鉗本台使用高抗張拉力球狀石墨化鑄鐵(FCD600~60kgs/mm²) (80,000psi) 抗張力強，不易變形。
- Max.opening capacity and compact in total length. Particularly suitable for machining centers.
- Clamping system: Lead screw.
- Rigid material-ductile iron FCD600 JIS (Equal to GGG-60) with 60kgs/mm² or 80,000psi tensile strength.

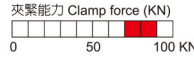



PAT. 螺桿夾緊，精度極高，適用於中輕切削加工

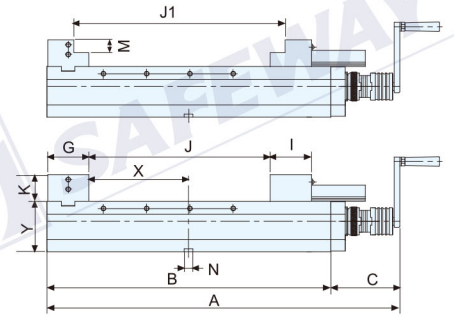
訂購編號 Order NO	型號 Model	A	B	C	D	E	F	G	I	J / J1	K	M	N	X	Y	淨重 N.W.	毛重 G.W.	裝箱尺寸 Shipment Size	備註 Remark
10100160	VCV-160V-L	688	590	98	161	294	160	86	86	400 / 470	55	30	18	208	105	66	70	940x280x220	
10102160	VCV-160V-XL	788	690	98	161	344	160	86	86	500 / 570	55	30	18	258	105	72	76	940x280x220	
10102200	VCV-200V-BL	753	655	98	201	327	170	100	97	450 / 526	60	30	18	227	110	97	108	809x370x290	
10104200	VCV-200V-L	933	835	98	201	416	170	100	97	630 / 706	60	30	18	316	110	115	135	1180x390x300	
10106200	VCV-200V-XL	1078	980	98	201	488	170	100	97	780 / 856	60	30	18	388	110	129	151	1300x410x280	

FMS 彈性化 / 肯倍得式精密油壓虎鉗 (大開口) COMPACT HYDRAULIC VISE (LONG OPENING)

FMS-Hydraulic 彈性化 / 油壓型



- 肯倍得式精密油壓虎鉗，適用立、臥式綜合切削加工機FMS系統做重切削加工。
- 夾緊系統：機械式 / 油壓式。
- 強而有力材質-虎鉗本台使用高抗張拉力球狀石墨化鑄鐵(FCD600~60kgs/mm²) (80,000psi)抗張力強，不易變形。
- Max. opening capacity and compact in total length. Particularly suitable for machining centers.
- Clamping system: Mechanical / Hydraulic.
- Rigid material-ductile iron FCD600 JIS (Equal to GGG-60)with 60kgs/mm² or 80,000psi tensile strength.

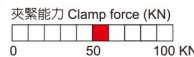


PAT. 油壓夾緊力大且穩定，適用於超重切削精密加工

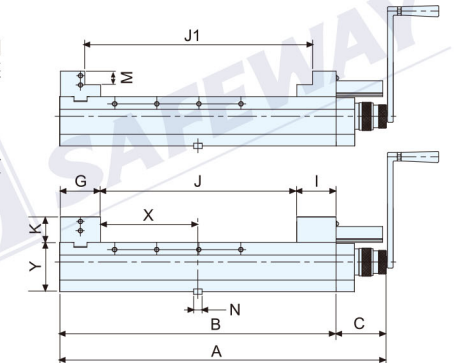
訂購編號 Order NO	型號 Model	A	B	C	D	G	I	J / J1	K	M	N	X	Y	淨重 N.W.	毛重 G.W.	最大夾緊力 Limit. Pressure	裝箱尺寸 Shipment Size	備註 Remark
10120160	VHV-160V-L	725	590	135	161	86	86	400 / 470	55	30	18	208	105	68	72	77KN(7546kgf)	940x280x220	
10122160	VHV-160V-XL	825	690	135	161	86	86	500 / 570	55	30	18	258	105	75	78	77KN(7546kgf)	940x280x220	
10122200	VHV-200V-BL	790	655	135	201	100	97	450 / 526	60	30	18	227	110	100	111	82KN(8036kgf)	809x370x290	
10124200	VHV-200V-L	970	835	135	201	100	97	630 / 706	60	30	18	316	110	118	138	82KN(8036kgf)	1205x410x280	
10126200	VHV-200V-XL	1115	980	135	201	100	97	780 / 856	60	30	18	388	110	130	153	82KN(8036kgf)	1300x410x280	

FMS 彈性化 / 肯倍得式精密高倍力機械增壓虎鉗 (大開口) COMPACT POWER VISE (LONG OPENING)

FMS-Power 彈性化 / 高倍力型



- 角固式肯倍得式精密倍力機械增壓虎鉗，適用立、臥式綜合切削加工機做精密切削加工。並設計有夾持力顯示功能，可知夾持力之大小。
- 夾緊系統：倍力式 / 機械增壓。
- 高倍力式機構可隨時設定夾持力大小，且重複多次使用皆保持相同夾持力，及一致精度，並設計有夾持力過負荷保護裝置。
- Max. opening capacity and compact in total length. Particularly suitable for machining centers.
- Clamping system: Mechanical power.
- Drive spindle with clamping force presetting and stopper mechanism device.

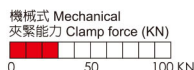



PAT. 高倍力機械增壓夾緊力大且穩定，適用於超重切削精密加工

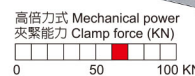
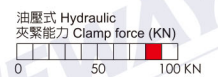

訂購編號 Order NO	型號 Model	A	B	C	D	G	I	J / J1	K	M	N	X	Y	淨重 N.W.	毛重 G.W.	最大夾緊力 Limit. Pressure	裝箱尺寸 Shipment Size	備註 Remark
10140160	VQV-160V-L	696	590	106	161	86	86	400 / 470	55	30	18	208	105	68	72	54KN(5292kgf)	940x280x220	
10142160	VQV-160V-XL	796	690	106	161	86	86	500 / 570	55	30	18	258	105	75	78	54KN(5292kgf)	940x280x220	
10142200	VQV-200V-BL	761	655	106	201	100	97	450 / 526	60	30	18	227	110	100	111	66KN(6468kgf)	809x370x290	
10144200	VQV-200V-L	941	835	106	201	100	97	630 / 706	60	30	18	316	110	118	138	66KN(6468kgf)	1205x410x280	
10146200	VQV-200V-XL	1086	980	106	201	100	97	780 / 856	60	30	18	388	110	131	153	66KN(6468kgf)	1300x410x280	

FMS 彈性化 / 肯倍得式特長型精密虎鉗 (特大開口) COMPACT MACHINE VISE (ULTRA-LONG OPENING)

FMS-U-Long 彈性化 / 特長型




- 特大開口範圍，適合超大型工件，做精密切削加工。
- 機械式(VCV)
- 油壓式(VHV)
- 高倍力式(VQV)
- Ultra-Long opening capacity, particularly suitable for Ultra-Long workpieces.
- Clamp power intensification via
- Mechanical (VCV)
- Hydraulic pressure (VHV)
- Mechanical power (VQV)



訂購編號 Order NO	型號 Model	A	B	C	D	E	F	G	I	J / J1	K	M	N	X	Y	最大夾緊力 Limit. Pressure	淨重 N.W.	毛重 G.W.	裝箱尺寸 Shipment Size	備註 Remark
10150200	VCV-200-1100UL	1398	1300	98	201	650	170	102	97	1100	60		18	548	110	-	160	187	1640x410x280	
10160200	VHV-200-1100UL	1435	1300	135	201	650	170	102	97	1100	60		18	548	110	82KN(8036kgf)	163	189	1640x410x280	
10170200	VQV-200-1100UL	1406	1300	106	201	650	170	102	97	1100	60		18	548	110	66KN(6468kgf)	163	189	1640x410x280	
10152200	VCV-200-1100UL-SJ	1398	1300	98	201	650	170	102	97	1176	60	30	18	548	110	-	156	183	1640x410x280	
10162200	VHV-200-1100UL-SJ	1435	1300	135	201	650	170	102	97	1176	60	30	18	548	110	82KN(8036kgf)	159	185	1640x410x280	
10172200	VQV-200-1100UL-SJ	1406	1300	106	201	650	170	102	97	1176	60	30	18	548	110	66KN(6468kgf)	159	185	1640x410x280	

FMS 彈性化 / 肯倍得式精密機械 / 油壓 / 高倍力虎鉗 (四連座一體成型) MULTIPLY COMPACT MACHINE VISE (4 IN 1 SET UP)

FMS-Multiply 彈性化 / 並列型



- 四連座一體成型，不佔空間，剛性佳，且易清鐵屑。
- 適合長型工件，量產加工。
- 上浮量極小，精度極佳。
- 本機型備有機械式/油壓式/倍力式機械增壓三種供選用。
- Robust construction of one piece casting of 4 in one set up.
- Most suitable for mass production and to be used on long size workpiece machining.
- High rigidity eliminates workpiece lifting and accuracy improved.

訂購編號 Order NO	型號 Model	A	B	C	D	E	F	G	I	J	K	L	Q	R	M	N	S	T	X	Y	最大夾緊力 Limit. Pressure.	淨重 N.W.	毛重 G.W.	裝箱尺寸 Shipment Size	備註 Remark
10180100	VCV-100-4S	98	300	398	101	124	145	78	64	155	45	150	50.5	125.5	M16	18	150	551	45	100	-	100	116	850x505x240	
10180130	VCV-130-4S	98	410	508	131	149	162	83	74	250	52	180	65.5	155.5	M16	18	180	671	65	110	-	173	195	870x650x250	
10180160	VCV-160-4S	98	475	573	161	152	175	86	86	300	55	220	80.5	190.5	M16	18	220	821	65	120	-	226	250	1020x790x280	
10190130	VHV-130-4S	135	410	545	131	149	162	83	74	210	52	180	65.5	155.5	M16	18	180	671	65	110	77KN(7546kgf)	178	200	870x650x250	
10190160	VHV-160-4S	135	475	610	161	152	175	86	86	300	55	220	80.5	190.5	M16	18	220	821	65	120	82KN(8036kgf)	229	256	1020x790x280	
10200100	VQV-100-4S	106	300	406	101	124	145	78	64	155	45	150	50.5	125.5	M16	18	150	551	45	100	41KN(4018kgf)	102	118	850x505x240	
10200130	VQV-130-4S	106	410	516	131	149	162	83	74	250	52	180	65.5	155.5	M16	18	180	671	65	110	45KN(4410kgf)	178	200	870x650x250	
10200160	VQV-160-4S	106	475	581	161	152	175	86	86	300	55	220	80.5	190.5	M16	18	220	821	65	120	54KN(5292kgf)	229	256	1020x790x280	

FMS 彈性化 / 肯倍得式薄物動平衡精密機械虎鉗 FLEXIBLE BALANCE GRIPPER JAW MACHINE VISE FMS-Mechanical 彈性化 / 機械型



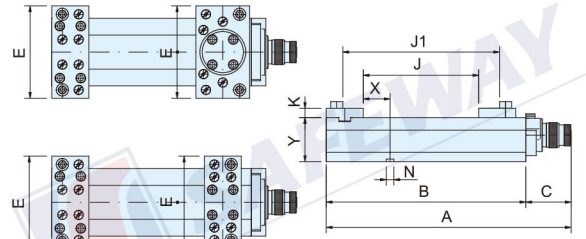

訂購編號 Order NO	型號 Model	A	B	C	D	E	J	J1	K	N	X	Y	淨重 N.W.	毛重 G.W.	裝箱尺寸 Shipment Size	備註 Remark
10210100	VCV-100V-FB	398	300	98	101	160	100	220	22	18	51	85	17.5	19.5	600x210x185	
10210130	VCV-130V-FB	508	410	98	131	190	180	320	22	18	60	95	36.0	38.5	660x240x200	
10210160	VCV-160V-FB	573	475	98	161	220	220	380	22	18	64	105	49.5	52.5	760x280x205	
10210200	VCV-200V-FB	653	555	98	201	260	250	460	22	18	90	110	77.0	80.0	840x325x230	
10210250	VCV-250V-FB	903	805	98	251	310	450	700	28	22	276.5	115	140.0	156.0	1045x410x330	
10212100	VCV-100V-FM	398	300	98	101	160	150	220	22	18	51	85	16.5	18.5	600x210x185	
10212130	VCV-130V-FM	508	410	98	131	190	210	320	22	18	60	95	30.5	32.5	660x240x200	
10212160	VCV-160V-FM	573	475	98	161	220	280	380	22	18	64	105	47.0	50.0	760x280x205	
10212200	VCV-200V-FM	653	555	98	201	260	320	460	22	18	90	110	73.5	76.5	840x325x230	
10212250	VCV-250V-FM	903	805	98	251	310	550	700	28	22	276.5	115	138.0	154.0	1045x410x330	

FMS 彈性化 / 肯倍得式薄物動平衡精密油壓虎鉗 FLEXIBLE BALANCE GRIPPER JAW HYDRAULIC VISE FMS-Hydraulic 彈性化 / 油壓型

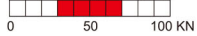


訂購編號 Order NO	型號 Model	A	B	C	D	E	J	J1	K	N	X	Y	最大夾緊力 Limit. Pressure.	淨重 N.W.	毛重 G.W.	裝箱尺寸 Shipment Size	備註 Remark
10240130	VHV-130V-FB	545	410	135	131	190	180	320	22	18	60	95	72KN(7056kgf)	33.5	35.5	660x240x200	
10240160	VHV-160V-FB	610	475	135	161	220	220	380	22	18	64	105	77KN(7546kgf)	51.5	54.5	760x280x205	
10240200	VHV-200V-FB	690	555	135	201	260	250	460	22	18	90	110	82KN(8036kgf)	80.0	83.0	840x325x230	
10240250	VHV-250V-FB	903	805	98	251	310	450	700	28	22	276.5	115	90KN(8820kgf)	143.0	159.0	1045x410x330	
10242130	VHV-130V-FM	545	410	135	131	190	210	320	22	18	60	95	72KN(7056kgf)	32.5	34.5	660x240x200	
10242160	VHV-160V-FM	610	475	135	161	220	280	380	22	18	64	105	77KN(7546kgf)	49.0	52.0	760x280x205	
10242200	VHV-200V-FM	690	555	135	201	260	320	460	22	18	90	110	82KN(8036kgf)	76.5	79.5	840x325x230	
10240250	VHV-250V-FM	903	805	98	251	310	550	700	28	22	276.5	115	90KN(8820kgf)	141.0	157.0	1045x410x330	

FMS 彈性化 / 肯倍得式薄物動平衡精密高倍力機械增壓虎鉗 FLEXIBLE BALANCE GRIPPER JAW POWER VISE FMS-Power 彈性化 / 高倍力型



夾緊能力 Clamp force (KN)



* 千鳥爪參照 P4 / Gripper Sets ref. P4

訂購編號 Order NO	型號 Model	A	B	C	D	E	J	J1	K	N	X	Y	最大夾緊力 Limit. Pressure.	淨重 N.W.	毛重 G.W.	裝箱尺寸 Shipment Size	備註 Remark
10220100	VQV-100V-FB	406	300	106	101	160	100	220	22	18	51	85	41KN(4018kgf)	18.5	20.5	590×175×185	
10220130	VQV-130V-FB	516	410	106	131	190	180	320	22	18	60	95	45KN(4410kgf)	33.5	35.5	665×190×225	
10220160	VQV-160V-FB	581	475	106	161	220	220	380	22	18	64	105	54KN(5296kgf)	51.5	54.5	760×190×215	
10220200	VQV-200V-FB	661	555	106	201	260	250	460	22	18	90	110	66KN(6466kgf)	80.0	83.0	820×230×220	
10220250	VQV-250V-FB	903	805	106	251	310	450	700	22	22	276.5	115	70KN(6860kgf)	143.0	159.0	1045×410×330	
10222100	VQV-100V-FM	406	300	106	101	160	150	220	22	18	51	85	41KN(4018kgf)	17.5	19.5	590×175×185	
10222130	VQV-130V-FM	516	410	106	131	190	210	320	22	18	60	95	45KN(4410kgf)	32.5	34.5	665×190×225	
10222160	VQV-160V-FM	581	475	106	161	220	280	380	22	18	64	105	54KN(5296kgf)	52.5	55.5	760×190×215	
10222200	VQV-200V-FM	661	555	106	201	260	320	460	22	18	90	110	66KN(6466kgf)	76.5	79.5	820×230×220	
10222250	VQV-250V-FM	903	805	106	251	310	550	700	22	22	276.5	115	70KN(6860kgf)	141.0	157.0	1045×410×330	

薄物固定口金，薄物動平衡口金 (硬化熱處理) STATIONARY & BALANCE JAW (Hardened)



標準附件 / Standard Accessories

訂購編號 Order NO	型號 Model	薄物固定口金 Stationary Jaw	螺栓 Bolts	塞子 Plug	薄物動平衡口金 Balance Jaw	螺栓 Bolts	塞子 Plug
10260100	FB-100	FB-100A×1	M10×25L×4	8	FB-100B×1	M10×25L×4	6
10260130	FB-130	FB-130A×1	M12×30L×4	8	FB-130B×1	M12×30L×4	8
10260160	FB-160	FB-160A×1	M14×30L×4	8	FB-160B×1	M14×30L×4	8
10260200	FB-200	FB-200A×1	M16×30L×4	12	FB-200B×1	M16×30L×4	10
10260250	FB-250	FB-250A×1	M20×30L×4	12	FB-250B×1	M20×30L×4	12



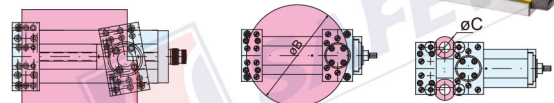
軟爪 Soft jaw

薄物固定口金，薄物活動口金 (硬化熱處理) STATIONARY & MOVABLE JAW (Hardened)



標準附件 / Standard Accessories

訂購編號 Order NO	型號 Model	薄物固定口金 Stationary Jaw	螺栓 Bolts	塞子 Plug	薄物活動口金 Movable Jaw	螺栓 Bolts	塞子 Plug
10280100	FM-100	FB-100A×1	M10×25L×4	8	FB-100C×1	M10×25L×4	6
10280130	FM-130	FB-130A×1	M12×30L×4	8	FB-130C×1	M12×30L×4	8
10280160	FM-160	FB-160A×1	M14×30L×4	8	FB-160C×1	M14×30L×4	8
10280200	FM-200	FB-200A×1	M16×30L×4	12	FB-200C×1	M16×30L×4	10
10280250	FM-250	FB-250A×1	M20×30L×4	12	FB-250C×1	M20×30L×4	10



PAT.

千鳥爪整組 GRIPPER SETS (適用薄物動平衡口金，薄物固定口金，薄物活動口金)

• FB-1000 (整組訂購)
(FB-511F, 511R, 519F, 519R, 524F, 524R, 511FR, 550HR, 550SR, 525HF, 525HR, 550HF) × 4 pcs



• 10290022 FB-511F (M12×30L)



• 10290024 FB-511R (M12×30L)



• 10290026 FB-519F (M12×30L)



• 10290028 FB-519R (M12×30L)



• 10290030 FB-524F (M12×30L)



• 10290032 FB-524R (M12×30L)



• 10290034 FB-511FR (M12×30L)



• 10290008 FB-550HR (M12×60L)



• 10290010 FB-550SF (M12×70L)



• 10290012 FB-550SR (M12×70L)



• 10290002 FB-525HF (M12×35L)



• 10290004 FB-525HR (M12×35L)



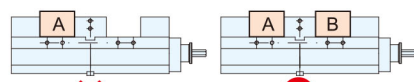
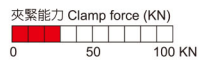
• 10290006 FB-550HF (M12×60L)



PAT.

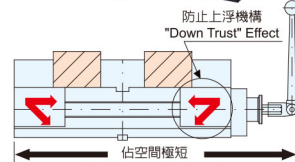
FMS 彈性化 / 肯倍得式精密雙夾機械虎鉗 COMPACT DOUBLE LOCK MACHINE VISE

FMS-2 in 1 Mechanical 彈性化 / 雙夾機械型



注意：
本機型不可只夾一只工件使用，必須同時夾住兩個工件才可使用。
NO

CAUTION：
2 workpiece must be clamped simultaneously then that's impossible to clamp for 1 workpiece only.
YES

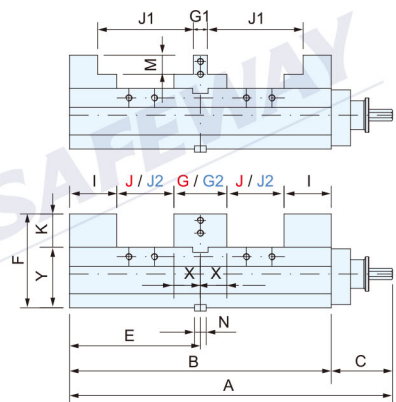


防止上浮機構 "Down Trust" Effect

佔空間極短 "Most Compact In Length"

- Clamp power intensification via "Lead - screw" intensifier.
- Lower deformable design for very high clamping accuracy.

1. 先放A工件。
First, install A workpiece.
2. 再放B工件。
Second, install B workpiece.
3. A&B兩工件放入後，把手同時夾緊。Finally, clamping A&B workpiece together by handle.
4. $B \geq A = 6 \text{ mm}$



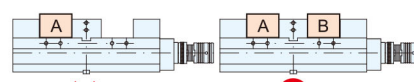

特殊附件：中間口金G2(J2)
Optional: Stationary Jaw G2(J2)

PA鐵桿夾緊，精度極高，且一次可加工兩只工件，適用於彈性化生產，中輕切削加工。

訂購編號 Order NO	型號 Model	A	B	C	D	E	F	G / G1 / G2	I	J / J1 / J2	K	M	N	X	Y	淨重 N.W.	毛重 G.W.	裝箱尺寸 Shipment Size	備註 Remark
10300100	VDAV-100V	396	300	96	101	150	130	83 / 20 / 34	64	40 / 95 / 64	45	25	18	31.5	85	25	27	600x210x185	
10300130	VDAV-130V	506	410	96	131	205	147	88 / 22 / 40	74	85 / 145 / 109	52	30	18	41.5	95	44	46	660x240x200	
10300160	VDAV-160V	571	475	96	161	237.5	160	86 / 22 / 42	86	100 / 170 / 122	55	30	18	43	105	65	68	760x280x205	
10300200	VDAV-200V	651	555	96	201	275.5	170	100 / 30 / 46	97	125 / 195 / 152	60	30	18	50	110	99	102	840x325x230	
10300250	VDAV-250V	901	805	96	251	402.5	193	124 / 38 / 52	124	210 / 310 / 246	78	40	22	62	115	172	188	1045x410x330	

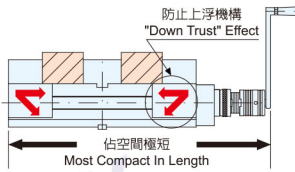
FMS 彈性化 / 肯倍得式精密雙夾油壓虎鉗 COMPACT DOUBLE LOCK HYDRAULIC MACHINE VISE

FMS-2 in 1 Hydraulic 彈性化 / 雙夾油壓型



注意：
本機型不可只夾一只工件使用，必須同時夾住兩個工件才可使用。
NO

CAUTION：
2 workpiece must be clamped simultaneously then that's impossible to clamp for 1 workpiece only.
YES

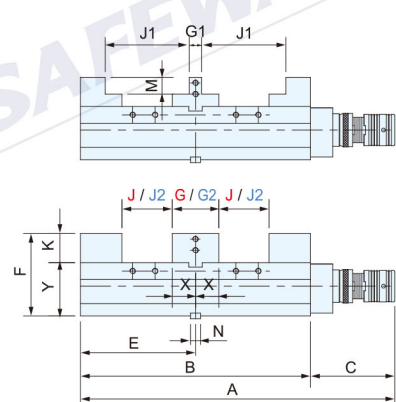


防止上浮機構 "Down Trust" Effect

佔空間極短 "Most Compact In Length"

- Clamp power intensification via "Lead - screw" intensifier.
- Lower deformable design for very high clamping accuracy.

1. 先放B工件。
First, install B workpiece.
2. 再放A工件。
Second, install A workpiece.
3. A&B兩工件放入後，把手同時夾緊。Finally, clamping A&B workpiece together by handle.
4. $A \geq B = 6 \text{ mm}$



特殊附件：中間口金G2(J2)
Optional: Stationary Jaw G2(J2)

PA雙油壓夾緊力大且穩定，一次可加工兩只工件，適用於超重切削精密加工。

訂購編號 Order NO	型號 Model	A	B	C	D	E	F	G / G1 / G2	J / J1 / J2	K	M	N	X	Y	淨重 N.W.	毛重 G.W.	最大夾緊力 Limit. Pressure.	裝箱尺寸 Shipment Size	備註 Remark
10310130	VDHV-130V	560	410	150	131	205	147	88 / 22 / 40	85 / 145 / 109	52	30	18	41.5	95	46	48	42KN(4116kgf)	660x240x200	
10310160	VDHV-160V	625	475	150	161	237.5	160	86 / 22 / 42	100 / 170 / 122	55	30	18	43	105	67	70	45KN(4410kgf)	760x280x205	
10310200	VDHV-200V	705	555	150	201	275.5	170	100 / 30 / 46	125 / 195 / 152	60	30	18	50	110	102	105	50KN(4900kgf)	840x325x230	
10310250	VDHV-250V	955	805	150	251	402.5	193	124 / 38 / 52	210 / 310 / 246	78	40	22	62	115	175	191	55KN(5390kgf)	1045x410x330	

FMS 彈性化 / 肯倍得式精密雙向求中心機械虎鉗(內夾 / 外夾) COMPACT SELF-CENTERING MACHINE VISE

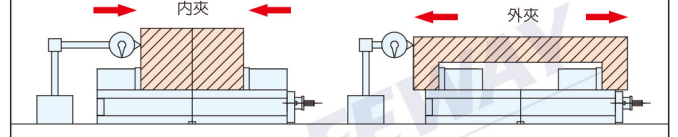
FMS-Self-Centering 彈性化 / 求心機械型



多台並夾夾持勿用導正鑰匙
GUIDEKEY POSITIONING FOR ONE VISE ONLY
PAT. 螺桿夾緊，精度極高，適用於彈性化生產，中輕切削加工。

內夾求中心其重複定位精度在±0.010mm
Self-centering repeatability within ±0.010mm

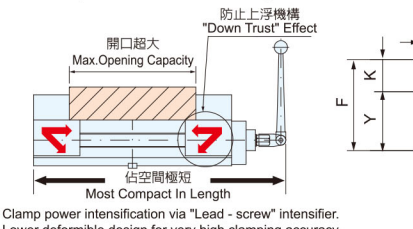
外夾求中心其重複定位精度在±0.010mm
Self-centering repeatability within ±0.010mm



兩個型號VDBV-100V, 130V, 特別設計在5軸加工機夾緊工件需求使用。它是可以達到短捷及高精度，亦可以更換軟爪硬爪，並增加其爪高度，並精確求中心功能。

Two models, the VDBV-100V and the VDBV-130V, are specifically designed to meet the demands of working on 5-axis machines. Its high-precision Vises are compact. Soft jaw and hard jaw are interchangeable and self-centering.

5axis vise
VDBV-100V,130V

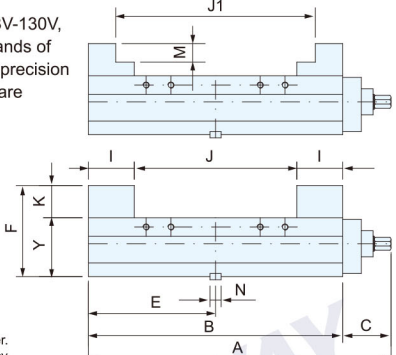


開口超大 "Max. Opening Capacity"

防止上浮機構 "Down Trust" Effect

佔空間極短 "Most Compact In Length"

- Clamp power intensification via "Lead - screw" intensifier.
- Lower deformable design for very high clamping accuracy.



訂購編號 Order NO	型號 Model	A	B	C	D	E	F	I	J	J1	K	M	N	Y	淨重 N.W.	毛重 G.W.	裝箱尺寸 Shipment Size	備註 Remark
10320100	VDBV-100V	378	300	78	101	150	130	64	40-165	100-215	45	25	18	85	22	24	600x210x185	
10320130	VDBV-130V	488	410	78	131	205	147	74	40-250	105-310	52	30	18	95	40	42	660x240x200	
10320160	VDBV-160V	553	475	78	161	237.5	160	86	40-290	110-365	55	30	18	105	60	63	760x280x205	
10320200	VDBV-200V	633	555	78	201	275.5	170	97	40-350	120-425	60	30	18	110	90	93	840x325x230	
10320250	VDBV-250V	883	805	78	251	402.5	193	124	45-550	145-630	78	40	22	115	154	170	1045x410x330	

FMS 彈性化 / 肯倍得式精密雙夾機械虎鉗(大開口) COMPACT DOUBLE LOCK MACHINE VISE (LONG OPENING)



FMS-2 in 1 Mechanical 彈性化 / 雙夾機械型


特殊附件：
中間口金G2(J2)
Optional：
Stationary jaw G2(J2)

1. 先放A工件。
First, install A workpiece.
2. 再放B工件。
Second, install B workpiece.
3. A&B兩工件放入後，把手同時夾緊。
Finally, clamping A&B workpiece together by handle.
4. $B \geq A = 6 \text{ mm}$

PAT. 蝶桿夾緊，精度極高，且一次可加工兩只工件，適用於彈性化生產，中輕切削加工。

訂購編號 Order NO	型號 Model	A	B	C	D	E	F	G / G1 / G2	I	J / J1 / J2	K	N	X	Y	淨重 N.W.	毛重 G.W.	裝箱尺寸 Shipment Size	備註 Remark
10330160	VDAV-160V-L	686	590	96	161	295	160	86 / 42	86	160 / 182	55	18	43	105	74	78	940x280x220	
10332160	VDAV-160V-XL	786	690	96	161	345	160	86 / 42	86	210 / 232	55	18	43	105	81	84	940x280x220	
10340200	VDAV-200V-BL	751	655	96	201	327.5	170	100 / 46	97	175 / 202	60	18	50	110	109	120	809x370x290	
10342200	VDAV-200V-L	931	835	96	201	417.5	170	100 / 46	97	265 / 292	60	18	50	110	127	147	1205x410x280	
10344200	VDAV-200V-XL	1076	980	96	201	490	170	100 / 46	97	335 / 362	60	18	50	110	139	152	1300x410x280	
10350160	VDAV-160V-L-SJ	686	590	96	161	295	160	22	86	230	55	18	43	105	72	76	940x280x220	
10352160	VDAV-160V-XL-SJ	786	690	96	161	345	160	22	86	280	55	18	43	105	79	82	940x280x220	
10360200	VDAV-200V-BL-SJ	751	655	96	201	327.5	170	30	97	250	60	18	50	110	107	118	809x370x290	
10362200	VDAV-200V-L-SJ	931	835	96	201	417.5	170	30	97	340	60	18	50	110	123	143	1205x410x280	
10364200	VDAV-200V-XL-SJ	1076	980	96	201	490	170	30	97	410	60	18	50	110	135	148	1300x410x280	

FMS 彈性化 / 肯倍得式精密雙夾油壓虎鉗(大開口) FMS COMPACT HYDRAULIC DOUBLE LOCK MACHINE VISE (LONG OPENING)



FMS-2 in 1 Hydraulic 彈性化 / 雙夾油壓型

特殊附件：
中間口金G2(J2)
Optional：
Stationary Jaw G2(J2)

1. 先放B工件。
First, install B workpiece.
2. 再放A工件。
Second, install A workpiece.
3. A&B兩工件放入後，把手同時夾緊。
Finally, clamping A&B workpiece together by handle.
4. $A \geq B = 6 \text{ mm}$

PAT. 雙油壓夾緊力大且穩定，一次可加工兩只工件，適用於超重切削精密加工。

訂購編號 Order NO	型號 Model	A	B	C	D	E	F	G / G1 / G2	I	J / J1 / J2	K	N	X	Y	淨重 N.W.	毛重 G.W.	裝箱尺寸 Shipment Size	備註 Remark
10430160	VDHV-160V-L	740	590	150	161	295	160	86 / 42	86	160 / 182	55	18	43	105	76	80	940x280x220	
10432160	VDHV-160V-XL	840	690	150	161	345	160	86 / 42	86	210 / 232	55	18	43	105	83	86	940x280x220	
10440200	VDHV-200V-BL	805	655	150	201	327.5	170	100 / 46	97	175 / 202	60	18	50	110	112	123	809x370x290	
10442200	VDHV-200V-L	985	835	150	201	417.5	170	100 / 46	97	265 / 292	60	18	50	110	130	150	1205x410x280	
10444200	VDHV-200V-XL	1130	980	150	201	490	170	100 / 46	97	335 / 362	60	18	50	110	142	155	1300x410x280	
10450160	VDHV-160V-L-SJ	740	590	150	161	295	160	22	86	230	55	18	43	105	74	78	940x280x220	
10452160	VDHV-160V-XL-SJ	840	690	150	161	345	160	22	86	280	55	18	43	105	81	84	940x280x220	
10460200	VDHV-200V-BL-SJ	805	655	150	201	327.5	170	30	97	250	60	18	50	110	110	121	809x370x290	
10462200	VDHV-200V-L-SJ	985	835	150	201	417.5	170	30	97	340	60	18	50	110	126	146	1205x410x280	
10464200	VDHV-200V-XL-SJ	1130	980	150	201	490	170	30	97	410	60	18	50	110	138	151	1300x410x280	

FMS 彈性化 / 肯倍得式精密雙夾向中心機械虎鉗(大開口 / 內夾 / 外夾) COMPACT SELF-CENTERING MACHINE VISE (LONG OPENING)



FMS-Self-Centering 彈性化 / 求心機械型

多台並列夾持勿用導正錠定位
GUIDE POSITIONING FOR ONE VISE ONLY

防止上浮機構
"Down Trust" Effect

開口超大
Max. Opening Capacity

佔空間極短
Most Compact In Length

• Clamp power intensification via "Lead - screw" intensifier.
• Lower deformable design for very high clamping accuracy.

內夾求中心其重複定位精度在 $\pm 0.010\text{mm}$
Self-centering repeatability within $\pm 0.010\text{mm}$

外夾求中心其重複定位精度在 $\pm 0.010\text{mm}$
Self-centering repeatability within $\pm 0.010\text{mm}$

PAT. 蝶桿夾緊，精度極高，適用於求中心，中輕切削加工。

訂購編號 Order NO	型號 Model	A	B	C	D	E	F	I	J	K	N	Y	淨重 N.W.	毛重 G.W.	裝箱尺寸 Shipment Size	備註 Remark
10530160	VDBV-160V-L	668	590	78	161	295	160	86	410	55	18	105	68	72	940x280x220	
10532160	VDBV-160V-XL	768	690	78	161	345	160	86	510	55	18	105	74	78	940x280x220	
10540200	VDBV-200V-BL	733	655	78	201	327.5	170	97	450	60	18	110	100	111	809x370x290	
10542200	VDBV-200V-L	913	835	78	201	417.5	170	97	630	60	18	110	118	138	1205x410x280	
10544200	VDBV-200V-XL	1058	980	78	201	490	170	97	775	60	18	110	132	154	1300x410x280	
10550160	VDBV-160V-L-SJ	668	590	78	161	295	160	86	480	55	18	105	66	70	940x280x220	
10552160	VDBV-160V-XL-SJ	768	690	78	161	345	160	86	580	55	18	105	72	76	940x280x220	
10560200	VDBV-200V-BL-SJ	733	655	78	201	327.5	170	97	525	60	18	110	98	109	809x370x290	
10562200	VDBV-200V-L-SJ	913	835	78	201	417.5	170	97	705	60	18	110	114	134	1205x410x280	
10564200	VDBV-200V-XL-SJ	1058	980	78	201	490	170	97	850	60	18	110	128	150	1300x410x280	

FMS 彈性化 / 肯倍得式特長型精密虎鉗 (特大開口) COMPACT MACHINE VISE (ULTRA-LONG OPENING)

FMS-2 in 1 U-Long 彈性化 / 特長型

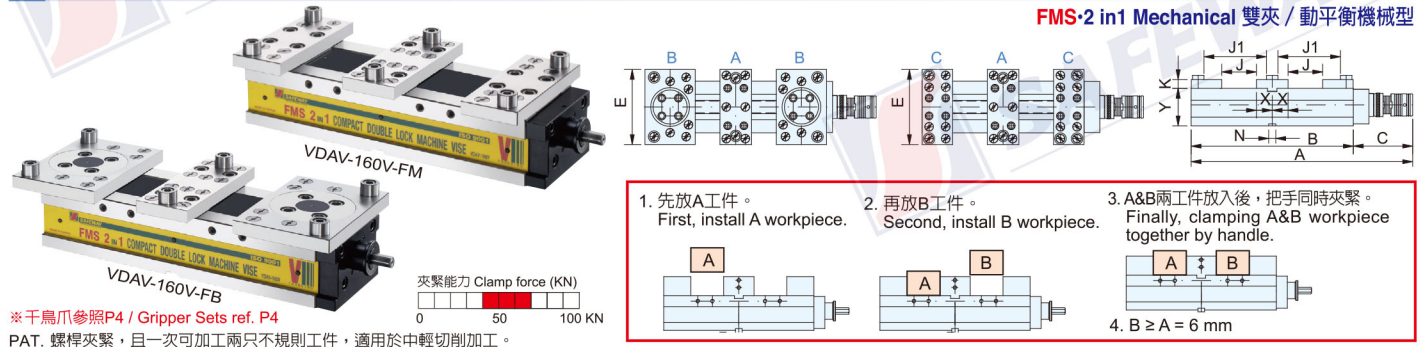


PAT.

訂購編號 Order NO	型號 Model	A	B	C	D	E	F	J1	K	N	X	Y	淨重 N.W.	毛重 G.W.	最大夾緊力 Limit. Pressure	裝箱尺寸 Shipment Size	備註 Remark
10570200	VDAV-200-1100UL	1396	1300	96	201	650	170	500	60	18	50	110	180	207	50KN(4900kgf)	1640x410x280	
10580200	VDHV-200-1100UL	1450	1300	150	201	650	170	500	60	18	50	110	183	210		1640x410x280	
10590200	VDBV-200-1100UL	1378	1300	78	201	650	170	1100	60	18		110	171	198	50KN(4900kgf)	1640x410x280	
10572200	VDAV-200-1100UL-SJ	1396	1300	96	201	650	170	575	60	18	50	110	172	199		1640x410x280	
10582200	VDHV-200-1100UL-SJ	1450	1300	150	201	650	170	575	60	18	50	110	175	203	1640x410x280		
10592200	VDBV-200-1100UL-SJ	1378	1300	78	201	650	170	1176	60	18		110	167	194	1640x410x280		

FMS 彈性化 / 肯倍得式薄物動平衡雙夾機械虎鉗 COMPACT FLEXIBLE BALANCE GRIPPER JAW DOUBLE LOCK MACHINE VISE

FMS-2 in 1 Mechanical 雙夾 / 動平衡機械型



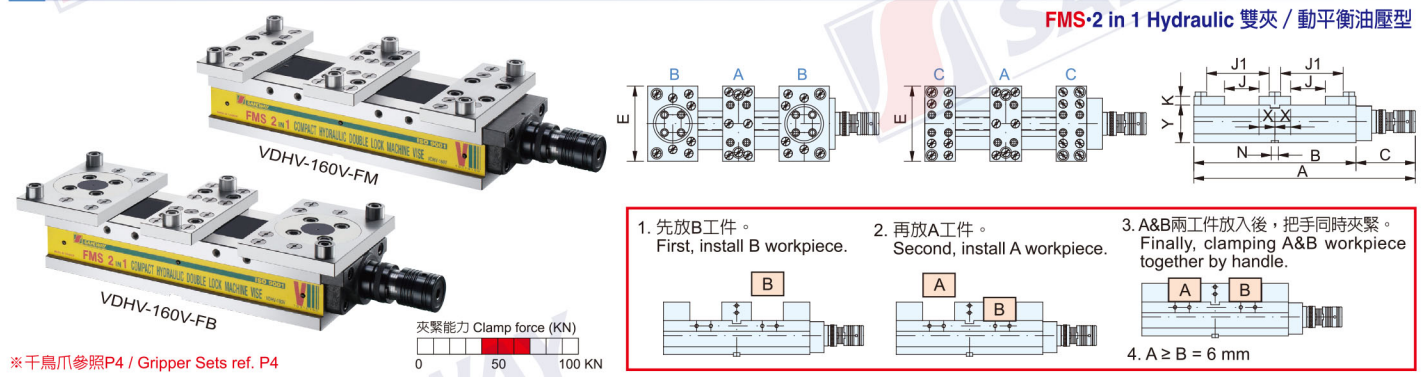
*千鳥爪參照P4 / Gripper Sets ref. P4

PAT. 螺桿夾緊，且一次可加工兩只不規則工件，適用於中輕切削加工。

訂購編號 Order NO	型號 Model	A	B	C	D	E	J	J1	K	N	X	Y	淨重 N.W.	毛重 G.W.	備註 Remark
11300100	VDAV-100V-FB	415	300	96	101	160	28	115	22	18	37.5	85	20	22	
11300130	VDAV-130V-FB	531	410	96	131	190	60	170	22	18	40	95	36	38	
11300160	VDAV-160V-FB	602	475	96	161	220	70	210	22	18	44	105	57	60	
11300200	VDAV-200V-FB	691	555	96	201	260	84	255	22	18	51	110	88	91	
11300250	VDAV-250V-FB	941	805	96	251	310	170	380	28	22	63	115	158	174	
11304100	VDAV-100V-FM	396	300	96	101	160	47	98	22	18	37.5	85	19	21	
11304130	VDAV-130V-FM	506	410	96	131	190	85	150	22	18	40	95	33	35	
11304160	VDAV-160V-FM	571	475	96	161	220	100	175	22	18	44	105	55	58	
11304200	VDAV-200V-FM	651	555	96	201	260	122	220	22	18	51	110	85	88	
11304250	VDAV-250V-FM	901	805	96	251	310	210	340	28	22	63	115	155	171	

FMS 彈性化 / 肯倍得式薄物動平衡雙夾油壓虎鉗 COMPACT FLEXIBLE BALANCE GRIPPER JAW DOUBLE LOCK HYDRAULIC MACHINE VISE

FMS-2 in 1 Hydraulic 雙夾 / 動平衡油壓型



*千鳥爪參照P4 / Gripper Sets ref. P4

PAT. 雙油壓夾緊力大且穩定，一次可以加工兩只不規則形狀工件，適用於重切削加工。

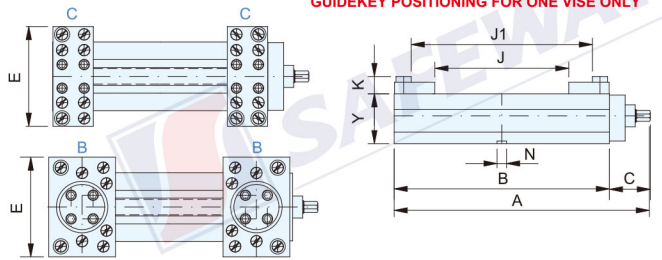
訂購編號 Order NO	型號 Model	A	B	C	D	E	J	J1	K	N	X	Y	淨重 N.W.	毛重 G.W.	最大夾緊力 Limit. Pressure	備註 Remark
11310130	VDHV-130V-FB	585	410	150	131	190	60	170	22	18	40	95	38	40	42KN(4116kgf)	
11310160	VDHV-160V-FB	656	475	150	161	220	70	210	22	18	44	105	59	62	45KN(4410kgf)	
11310200	VDHV-200V-FB	745	555	150	201	260	84	255	22	18	51	110	90	93	50KN(4900kgf)	
11310250	VDHV-250V-FB	995	805	150	251	310	170	380	28	22	63	115	161	177	55KN(5390kgf)	
11314130	VDHV-130V-FM	560	410	150	131	190	85	150	22	18	40	95	37	39	42KN(4116kgf)	
11314160	VDHV-160V-FM	625	475	150	161	220	100	175	22	18	44	105	57	60	45KN(4410kgf)	
11314200	VDHV-200V-FM	705	555	150	201	260	122	220	22	18	51	110	87	90	50KN(4900kgf)	
11314250	VDHV-250V-FM	955	805	150	251	310	210	340	28	22	63	115	158	174	55KN(5390kgf)	

FMS 彈性化 / 肯倍得式薄物動平衡雙向求中心虎鉗(內夾 / 外夾) COMPACT FLEXIBLE BALANCE GRIPPER JAW SELF-CENTERING MACHINE VISE



FMS-Self-Centering 彈性化 / 求心機械型

多台並列夾持勿用導正鍵定位
GUIDEKEY POSITIONING FOR ONE VISE ONLY



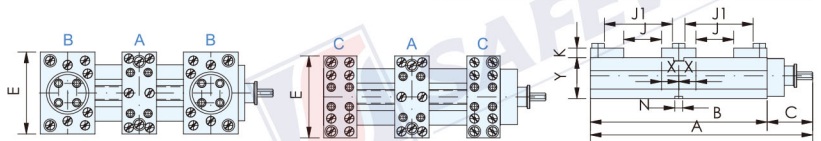
*千鳥爪參照P4 / Gripper Sets ref. P4

PAT. 蝶桿夾緊，且一次可加工兩只不規則工件，適用於中輕切削加工。

訂購編號 Order NO	型號 Model	A	B	C	D	E	J	J1	K	N	Y	淨重 N.W.	毛重 G.W.	備註 Remark
11320100	VDBV-100V-FB	397	300	78	101	160	132	270	22	18	85	20	22	
11320130	VDBV-130V-FB	513	410	78	131	190	205	377	22	18	95	35	37	
11320160	VDBV-160V-FB	584	475	78	161	220	230	450	22	18	105	55	58	
11320200	VDBV-200V-FB	673	555	78	201	260	270	550	22	18	110	84	87	
11320250	VDBV-250V-FB	923	805	78	251	310	470	800	28	22	115	150	166	
11324100	VDBV-100V-FM	378	300	78	101	160	170	230	22	18	85	19	21	
11324130	VDBV-130V-FM	488	410	78	131	190	255	340	22	18	95	34	36	
11324160	VDBV-160V-FM	553	475	78	161	220	295	390	22	18	105	53	56	
11324200	VDBV-200V-FM	633	555	78	201	260	350	470	22	18	110	81	84	
11324250	VDBV-250V-FM	883	805	78	251	310	550	715	28	22	115	148	164	

FMS 彈性化 / 肯倍得式薄物動平衡雙夾機械虎鉗(大開口) COMPACT FLEXIBLE BALANCE GRIPPER JAW DOUBLE LOCK MACHINE VISE (LONG OPENING)

FMS-2 in 1 Mechanical 雙夾 / 動平衡機械型



*千鳥爪參照P4 / Gripper Sets ref. P4

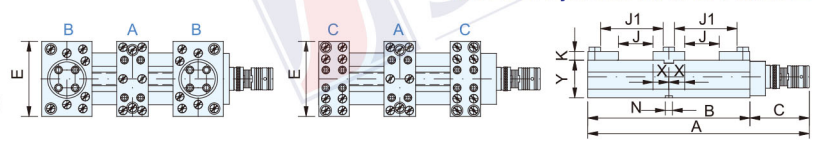
PAT. 蝶桿夾緊，且一次可加工兩只不規則工件，適用於中輕切削加工。

1. 先放A工件。
First, install A workpiece.
2. 再放B工件。
Second, install B workpiece.
3. A&B兩工件放入後，把手同時夾緊。
Finally, clamping A&B workpiece together by handle.
4. $B \geq A = 6 \text{ mm}$

訂購編號 Order NO	型號 Model	A	B	C	D	E	J	J1	K	N	X	Y	淨重 N.W.	毛重 G.W.	備註 Remark
11330160	VDAV-160V-L-FB	717	590	96	161	220	125	265	22	18	44	105	71	75	
11332160	VDAV-160V-XL-FB	817	690	96	161	220	175	315	22	18	44	105	77	81	
11340200	VDAV-200V-BL-FB	791	655	96	201	260	130	305	22	18	51	110	103	114	
11342200	VDAV-200V-L-FB	971	835	96	201	260	220	395	22	18	51	110	121	141	
11344200	VDAV-200V-XL-FB	1116	980	96	201	260	295	470	28	22	51	110	135	157	
11350160	VDAV-160V-L-FM	686	590	96	161	220	160	235	22	18	44	105	69	73	
11352160	VDAV-160V-XL-FM	786	690	96	161	220	210	285	22	18	44	105	75	79	
11360200	VDAV-200V-BL-FM	751	655	96	201	260	170	270	22	18	51	110	101	112	
11362200	VDAV-200V-L-FM	931	835	96	201	260	260	360	22	18	51	110	117	137	
11364200	VDAV-200V-XL-FM	1076	980	96	201	260	335	430	28	22	51	110	131	153	

FMS 彈性化 / 肯倍得式薄物動平衡雙夾油壓虎鉗(大開口) COMPACT FLEXIBLE BALANCE GRIPPER JAW DOUBLE LOCK HYDRAULIC MACHINE VISE (LONG OPENING)

FMS-2 in 1 Hydraulic 雙夾 / 動平衡油壓型



*千鳥爪參照P4 / Gripper Sets ref. P4

PAT. 油壓夾緊，且一次可加工兩只不規則工件，適用於重切削加工。

1. 先放B工件。
First, install B workpiece.
2. 再放A工件。
Second, install A workpiece.
3. A&B兩工件放入後，把手同時夾緊。
Finally, clamping A&B workpiece together by handle.
4. $A \geq B = 6 \text{ mm}$

訂購編號 Order NO	型號 Model	A	B	C	D	E	J	J1	K	N	X	Y	淨重 N.W.	毛重 G.W.	最大夾緊力 Limit. Pressure	備註 Remark
11430160	VDHV-160V-L-FB	771	590	150	161	220	125	265	22	18	44	105	73	77	45KN(4410kgf)	
11432160	VDHV-160V-XL-FB	871	690	150	161	220	175	315	22	18	44	105	79	83	45KN(4410kgf)	
11440200	VDHV-200V-BL-FB	845	655	150	201	260	130	305	22	18	51	110	105	116	50KN(4900kgf)	
11442200	VDHV-200V-L-FB	1025	835	150	201	260	220	395	22	18	51	110	123	143	50KN(4900kgf)	
11444200	VDHV-200V-XL-FB	1170	980	150	201	260	295	470	28	22	51	110	137	159	50KN(4900kgf)	
11450160	VDHV-160V-L-FM	740	590	150	161	220	160	235	22	18	44	105	71	75	45KN(4410kgf)	
11452160	VDHV-160V-XL-FM	840	690	150	161	220	210	285	22	18	44	105	77	81	45KN(4410kgf)	
11460200	VDHV-200V-BL-FM	805	655	150	201	260	170	270	22	18	51	110	103	114	50KN(4900kgf)	
11462200	VDHV-200V-L-FM	985	835	150	201	260	260	360	22	18	51	110	119	139	50KN(4900kgf)	
11464200	VDHV-200V-XL-FM	1130	980	150	201	260	335	430	28	22	51	110	133	155	50KN(4900kgf)	

FMS 彈性化 / 肯倍得式薄物動平衡雙向求中心機械虎鉗 (內夾 / 外夾 / 大開口) COMPACT FLEXIBLE BALANCE GRIPPER JAW SELF-CENTERING MACHINE VISE (LONG OPENING)

夾緊能力 Clamp force (KN) 0 50 100 KN

防止上浮機構 "Down Trust" Effect

開口超大 Max. Opening Capacity

佔空間極短 Most Compact In Length

多夾並夾夾持勿用導正鍵定位 GUIDEKEY POSITIONING FOR ONE VISE ONLY

FMS-Self-Centering 求中心 / 動平衡機械型

內夾求中心其重複定位精度在±0.010mm Self-centering repeatability within ±0.010mm

外夾求中心其重複定位精度在±0.010mm Self-centering repeatability within ±0.010mm

PAT. 螺桿夾緊，且一次可以加工兩只不規則工件，適用中輕切削加工。 ※千鳥爪參照P4 / Gripper Sets ref. P4

訂購編號 Order NO	型號 Model	A	B	C	D	E	J	J1	K	N	X	Y	淨重 N.W.	毛重 G.W.	備註 Remark
11530160	VDBV-160V-L-FB	699	590	78	161	220	345	565	22	18	295	105	68	72	
11532160	VDBV-160V-XL-FB	799	690	78	161	220	445	665	22	18	345	105	74	78	
11540200	VDBV-200V-BL-FB	773	655	78	201	260	370	650	22	18	327.5	110	99	110	
11542200	VDBV-200V-L-FB	953	835	78	201	260	550	830	22	18	417.5	110	117	137	
11544200	VDBV-200V-XL-FB	1098	980	78	201	260	695	975	28	18	490	110	131	153	
11550160	VDBV-160V-L-FM	668	590	78	161	220	410	505	22	18	295	105	66	70	
11552160	VDBV-160V-XL-FM	768	690	78	161	220	510	605	22	18	345	105	72	76	
11560200	VDBV-200V-BL-FM	733	655	78	201	260	450	570	22	18	327.5	110	98	108	
11562200	VDBV-200V-L-FM	913	835	78	201	260	630	750	22	18	417.5	110	114	133	
11564200	VDBV-200V-XL-FM	1058	980	78	201	260	775	895	28	18	490	110	128	149	

FMS 彈性化 / 肯倍得式薄物動平衡精密虎鉗 (特大開口) COMPACT FLEXIBLE BALANCE GRIPPER JAW MACHINE VISE (ULTRA-LONG OPENING)

機械式 Mechanical 夾緊能力 Clamp force (KN) 0 50 100 KN

油壓式 Hydraulic 夾緊能力 Clamp force (KN) 0 50 100 KN

求心式 Self-centering 夾緊能力 Clamp force (KN) 0 50 100 KN

多夾並夾夾持勿用導正鍵定位 GUIDEKEY POSITIONING FOR ONE VISE ONLY

FMS-U-Long 彈性化 / 動平衡特長型

PAT. ※千鳥爪參照P4 / Gripper Sets ref. P4

訂購編號 Order NO	型號 Model	A	B	C	D	E	J	J1	K	N	X	Y	淨重 N.W.	毛重 G.W.	最大夾緊力 Limit. Pressure	備註 Remark
11570200	VDAV-200-1100UL-FB	1436	1300	96	201	260	455	630	22	18	51	110	174	201		
11580200	VDHV-200-1100UL-FB	1490	1300	150	201	260	455	630	22	18	51	110	177	204	50KN(4900kgf)	
11590200	VDBV-200-1100UL-FB	1418	1300	78	201	260	1015	1295	22	18	51	110	165	192		
11572200	VDAV-200-1100UL-FM	1396	1300	96	201	260	495	590	22	18	51	110	166	193		
11582200	VDHV-200-1100UL-FM	1450	1300	150	201	260	495	590	22	18	51	110	169	197	50KN(4900kgf)	
11592200	VDBV-200-1100UL-FM	1378	1300	78	201	260	1095	1215	22	18	51	110	161	188		

MC 角固式 / 肯倍得式精密機械虎鉗 COMPACT VISE

MC·Mechanical 肯倍得 / 機械型

夾緊能力 Clamp force (KN) 0 50 100 KN

- 角固式肯倍得式精密機械虎鉗，適用立、臥式綜合切削加工機做精密切削加工。
- 夾緊系統：螺桿夾緊。
- 角固式半圓球可產生角固下鎖之力~可消除虎口板上浮和工件傾斜。

- Holding work-piece firmly in single and multiple vises setup.
- Clamping system: Lead screw.
- Semi-spherical segment eliminates jaw lifting and work-piece tilting.

優良的精度控制，最值得您信賴 The Excellent Clearance Control

台灣精品 1997 TAIWAN EXCELLENCE

訂購編號 Order NO	型號 Model	A	B	C	D	F	H	J	J3	K	N	X	Y	淨重 N.W.	毛重 G.W.	裝箱尺寸 Shipment Size	備註 Remark
07100100	CV-100V	430	340	90	101	133	15	0-125	200-320	48	16	45	85	24	26	600x220x185	
07100130	CV-130V	495	405	90	131	150	15	0-180	215-380	55	18	65	95	37	39	665x250x205	
07100160	CV-160V	585	495	90	161	163	15	0-240	245-470	58	18	65	105	57	59	760x280x215	
07100200	CV-200V	666	570	96	201	173	18	0-280	280-540	63	18	82	110	77	80	860x320x225	

MC 角固式 / 肯倍得式精密油壓虎鉗 COMPACT MECHANICAL / HYDRAULIC VISE

MC·Hydraulic 肯倍得 / 油壓型

夾緊能力 Clamp force (KN) 0 50 100 KN

- 角固式肯倍得式精密油壓虎鉗，適用立、臥式綜合切削加工機做重切削精密切削加工。
- 夾緊系統：機械式/油壓式。
- 角固式半圓球可產生角固下鎖之力~可消除虎口板上浮和工件傾斜。

- Holding Work-piece firmly in single and multiple vises setup.
- Clamping system: Mechanical / Hydraulic.
- Semi-spherical segment eliminates jaw lifting and work-piece tilting.



優良的精度控制，最值得您信賴 The Excellent Clearance Control

台灣精品 1997 TAIWAN EXCELLENCE

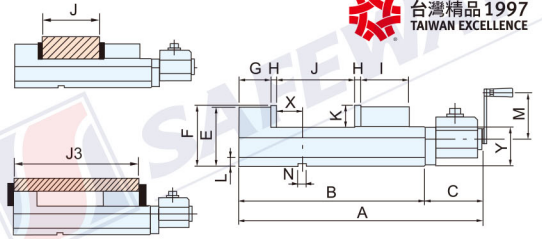
訂購編號 Order NO	型號 Model	A	B	C	D	F	H	J	J3	K	N	X	Y	最大油壓夾緊力 Max. Pressure	淨重 N.W.	毛重 G.W.	裝箱尺寸 Shipment Size	備註 Remark
07120100	CHV-100V	475	340	135	101	133	15	0-125	200-320	48	16	45	85	36KN(3528kgf)	25	27	600x220x185	
07120130	CHV-130V	540	405	135	131	150	15	0-180	215-380	55	18	65	95	46KN(4508kgf)	38	40	665x250x205	
07120160	CHV-160V	630	495	135	161	163	15	0-240	245-470	58	18	65	105	56KN(5488kgf)	57	60	760x280x215	
07120200	CHV-200V	705	570	135	201	173	18	0-280	280-540	63	18	82	110	71KN(6958kgf)	78	81	860x320x225	

MC 角固式 / 肯倍得式精密油壓虎鉗 / 雙把手式 COMPACT HYDRAULIC VISE WITH 90° DRIVING MECHANISM UNIT

MC-Hydraulic-2 肯倍得 / 雙向型



- 角固式肯倍得式精密油壓虎鉗，適用立、臥式綜合切削加工機做重切削精密切削加工。
- 夾緊系統：油壓式。
- 角固式半圓球可產生角固下鎖之力~可消除虎口板上浮和工件傾斜。
- Holding work-piece firmly in single and multiple vises setup.
- Clamping system: Hydraulic.
- Semi-spherical segment eliminates jaw lifting and work-piece tilting.





PAT. 優良的精度控制，最值得您信賴 The Excellent Clearance Control

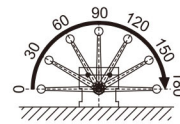
訂購編號 Order NO	型號 Model	A	B	C	D	F	H	J	J3	K	N	X	Y	最大油壓夾緊力 Max. Pressure	淨重 N.W.	毛重 G.W.	裝箱尺寸 Shipment Size	備註 Remark
07140100	CHV-100V-D	512	340	172	101	133	15	0-125	200-320	48	16	45	85	36KN(3528kgf)	29	31	600x220x185	
07140130	CHV-130V-D	577	405	172	131	150	15	0-180	215-380	55	18	65	95	46KN(4508kgf)	42	44	665x250x205	
07140160	CHV-160V-D	667	495	172	161	163	15	0-240	245-470	58	18	65	105	56KN(5488kgf)	63	65	760x280x215	
07140200	CHV-200V-D	742	570	172	201	173	18	0-280	280-540	63	18	82	110	71KN(6958kgf)	83	86	860x320x225	

MC 角固式 / 高倍力式精密機械增壓虎鉗 (一圈快速增壓) COMPACT MECHANICAL POWER VISE (QUICK POWER)

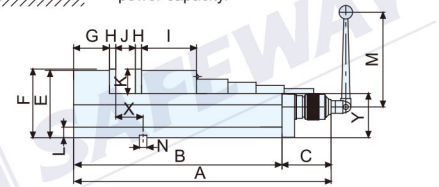
MC-Power 肯倍得 / 高倍力型



- 角固式肯倍得式精密機械增壓虎鉗，適用立、臥式綜合切削加工機做精密切削加工。並設計有夾持力顯示功能，可知夾持力之大小。
- 高倍力式機構可隨時設定夾持力大小，且重複多次使用皆保持相同夾持力，及一致精度，並設計有夾持力過負荷保護裝置。
- Clamping power indicating graduations are engraved on the vice handle to show instantly the figure of clamping force in tons.
- Drive spindle with clamping force presetting and stopper mechanism device.





把手只須旋轉一圈以內，即可達到所需夾持力。
Handle turn less 1 cycle will reach power capacity.



PAT. 優良的精度控制，最值得您信賴 The Excellent Clearance Control

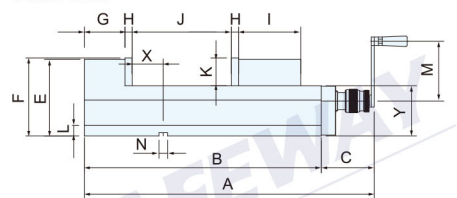
訂購編號 Order NO	型號 Model	A	B	C	D	F	H	J	J3	K	N	X	Y	極限夾緊力 Limit. Pressure	淨重 N.W.	毛重 G.W.	裝箱尺寸 Shipment Size	備註 Remark
07160100	CMV-100V	475	340	135	101	133	15	0-125	200-320	48	16	45	85	46KN(4508kgf)	25	27	600x220x185	
07160130	CMV-130V	540	405	135	131	150	15	0-180	215-380	55	18	65	95	52KN(5096kgf)	38	40	665x250x205	
07160160	CMV-160V	630	495	135	161	163	15	0-240	245-470	58	18	65	105	57KN(5586kgf)	58	60	760x280x215	
07160200	CMV-200V	705	570	135	201	173	18	0-280	280-540	63	18	82	110	65KN(6370kgf)	78	81	860x320x225	

MC 角固式 / 高倍力式精密機械增壓虎鉗 (二圈柔和增壓) COMPACT POWER VISE (SOFT DRIVE) MC-Power 肯倍得 / 倍力型



- 角固式肯倍得式精密倍力機械增壓虎鉗，適用立、臥式綜合切削加工機做精密切削加工。並設計有夾持力顯示功能，可知夾持力之大小。
- 高倍力式機構可隨時設定夾持力大小，且重複多次使用皆保持相同夾持力，及一致精度，並設計有夾持力過負荷保護裝置。
- Clamping power indicating graduations are engraved on the vice handle to show instantly the figure of clamping force in tons.
- Drive spindle with clamping force presetting and stopper mechanism device.

協威所生產之高倍力精密增壓虎鉗，只需用把手輕轉柔和轉動，就可達最大夾緊力，是別家所無法達到的柔和度。

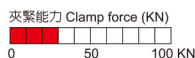



PAT. 優良的精度控制，最值得您信賴 The Excellent Clearance Control

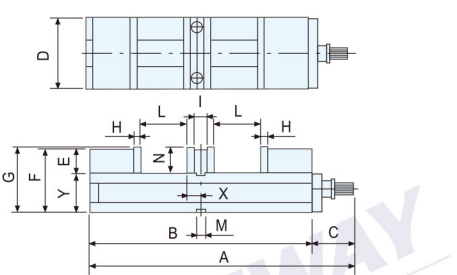
訂購編號 Order NO	型號 Model	A	B	C	D	F	H	J	J3	K	N	X	Y	極限夾緊力 Limit. Pressure	淨重 N.W.	毛重 G.W.	裝箱尺寸 Shipment Size	備註 Remark
07170100	CQV-100V	470	340	130	101	133	15	0-125	200-320	48	16	45	85	41KN(4018kgf)	25	27	600x220x185	
07170130	CQV-130V	535	405	130	131	150	15	0-180	215-380	55	18	65	95	45KN(4410kgf)	38	40	665x250x205	
07170160	CQV-160V	625	495	130	161	163	15	0-240	245-470	58	18	65	105	54KN(5292kgf)	58	60	760x280x215	
07170200	CQV-200V	700	570	130	201	173	18	0-280	280-540	63	18	82	110	55KN(5390kgf)	78	81	860x320x225	

MC 雙夾緊 / 角固式精密機械虎鉗 2 IN 1 DOUBLE LOCK & ANGLock MACHINE VISE

MC · 2 in 1 肯倍得 / 雙量型




- 雙夾緊機構，單側可隨開口範圍自由調整，可做兩只大小不同工件同時加工。
- 兩側工作誤差可自動消除，且兩側夾緊力皆保持相同。
- 雙側活動額設計有角固下鎖機構，可防止工件上浮。
- Patented mechanical clamping lock down jaw mechanism.
- As long as size tolerance clearance is $\pm 1.5\text{mm}$ for parts.
- Movable jaws lock down mechanism eliminates lift of parts.



PAT. 優良的精度控制，最值得您信賴 The Excellent Clearance Control

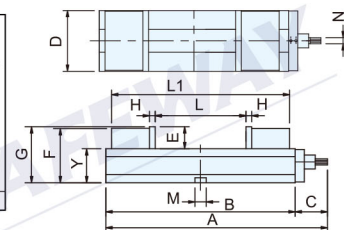
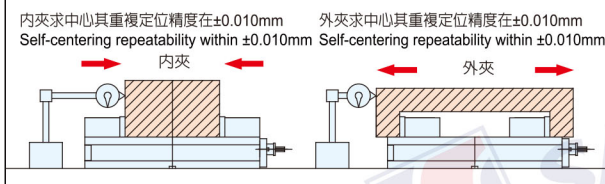
訂購編號 Order NO	型號 Model	A	B	C	D	G	H	L 每側開口/Each Opening	M	N	X	Y	淨重 N.W.	毛重 G.W.	裝箱尺寸 Shipment Size	備註 Remark
07190100	DAV-100V	495	410	85	101	128	15	0-75	0-75	16	48	80	27	29	600x220x185	
07190130	DAV-130V	535	450	85	131	140	15	0-85	0-85	18	55	85	39	41	665x250x205	
07190160	DAV-160V	585	500	85	161	148	15	0-100	0-100	18	58	90	56	59	760x280x215	
07190200	DAV-200V	727	642	85	201	158	18	0-150	0-150	18	63	95	89	92	860x320x225	

MC 角固式 / 雙向求中心精密機械虎鉗 (內夾 / 外夾) 2 IN 1 DOUBLE SELF-CENTERING VISE MC-Self-Centering 肯倍得 / 求心型



夾緊能力 Clamp force (KN)
0 50 100 KN

多台並列夾持勿用導正鍵定位 GUIDEKEY POSITIONING FOR ONE VISE ONLY



PAT. 優良的精度控制，最值得您信賴 The Excellent Clearance Control

訂購編號 Order NO	型號 Model	A	B	C	D	E	G	H	L	L1	M	N	Y	淨重 N.W.	毛重 G.W.	裝箱尺寸 Shipment Size	備註 Remark
07196100	DBV-100V	488	410	78	101	48	128	15	80~210	270~400	16	19	80	25	27	600x220x185	
07196130	DBV-130V	528	450	78	131	55	140	15	60~230	270~440	18	19	85	38	41	665x250x205	
07196160	DBV-160V	578	500	78	161	58	148	15	60~260	270~490	18	19	90	53	55	760x280x215	
07196200	DBV-200V	727	642	85	201	63	158	18	90~370	350~630	18	19	95	87	90	860x320x225	

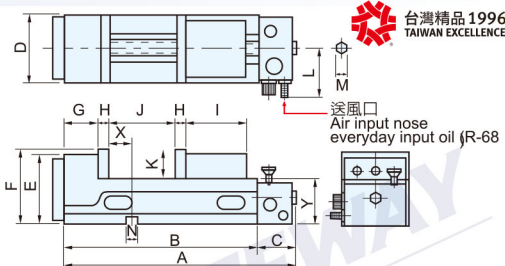
MC 角固式 / 倍力式空壓快速精密虎鉗 PNEUMATIC QUICK VISE

MC-Air 肯倍得 / 快速型



夾緊能力 Clamp force (KN)
0 50 100 KN

- 倍力式空壓快速虎鉗適合MC立式臥式綜合切削加工機，銑床/鑽床專用機等大量生產加工快速夾具。
- 倍力機構配合空壓快速，達到快速和大夾持力功能，且只需接上空壓源即可免用油推送，以防漏油之虞。
- Robust construction of one piece casting of fixed jaw and vise bed.
- Rigid and high tensile casting of ductile iron FCD600 JIS (Equal to GGG-60) with 60kgs/mm² or 80,000psi tensile strength.



PAT. 優良的精度控制，最值得您信賴 The Excellent Clearance Control

訂購編號 Order NO	型號 Model	A	B	C	D	E	F	G	H	I	J	K	L	M	N	X	Y	夾緊力 7kgf Power	淨重 N.W.	毛重 G.W.	裝箱尺寸 Shipment Size	備註 Remark
07700100	PQV-100V	442	340	102	101	130	133	96	15	105	0~105	48	95	14	16	45	85	11KN(1078kgf)	27	29	600x220x185	
07700130	PQV-130V	507	405	102	131	152	155	100	15	115	0~140	55	95	14	18	65	100	16KN(1568kgf)	40	42	665x250x205	
07700160	PQV-160V	534	432	102	161	160	163	115	15	130	0~150	58	105	14	18	65	105	21KN(2058kgf)	52	55	760x280x215	
07700200	PQV-200V	627	525	102	201	185	188	125	18	150	0~200	63	105	14	18	82	125	41KN(4018kgf)	83	86	860x320x225	
07706160	PQV-160V-L	604	502	102	161	160	163	115	15	130	0~220	58	105	14	18	65	105	21KN(2058kgf)	54	57	760x280x215	

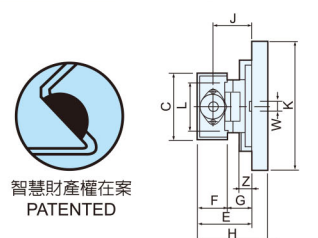
角固式 / 外藏式精密油壓虎鉗 LOCK-DOWN JAW MECHANICAL / HYDRAULIC MACHINE VISE

Down Thrust / Hydraulic 角固式 / 好句型



夾緊能力 Clamp force (KN)
0 50 100 KN

- 機械式 / 油壓式可單獨使用，亦可合併使用，油壓夾緊力大且穩定，適合重切削精密加工。
- 角固式半圓球可產生角固下鎖之力~可消除虎口上浮和工件傾斜。
- 強而有力材質~虎鉗本台使用球狀石墨化鑄鐵 (FCD600~60kgs/mm²)(80,000psi) 抗張力強，耐磨性高，不易變形。
- Mechanical / Hydraulic spindle without original clutch mechanism.
- Large clamping & long guidance of movable jaw.
- Rigid material-vise body of ductile iron FCD600 JIS (Equal to GGG-60) with 60kgs/mm² or 80,000psi tensile strength.



PAT.

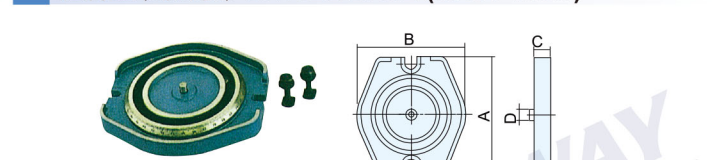
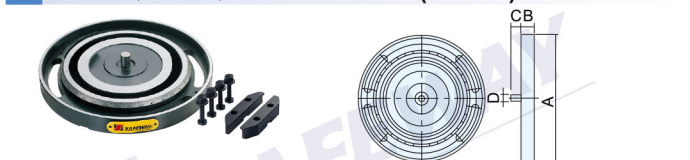
訂購編號 Order NO	型號 Model	A	B	C	D	E	F	G	H	J	K	L	M	N	O	P
07800130	PHV-130	505	190	130	170	127	55	72	163	95	290	106	180	250	160	695 / 920
07800160	PHV-160	625	240	160	205	140	58	82	179	105	340	125	208	300	196	755 / 1055
07800200	PHV-200	700	280	200	240	163	63	100	205	125	400	165	265	360	240	830 / 1140
07800250	PHV-250	810	320	250	290	190	80	110	238	139	460	195	320	410	270	920 / 1260

訂購編號 Order NO	型號 Model	Q	R	S	T	U	V	W	X	Y	Z	行程開口 Jaw Opening Position I II III
07800130	PHV-130	570 / 795	260	105	220	125	15	16	18	14	25	0-75 / 70-150 / 145-225
07800160	PHV-160	640 / 940	320	125	300	125	15	16	18	14	27	0-110 / 100-210 / 200-310
07800200	PHV-200	725 / 1035	365	150	300	125	18	18	22	14	36	0-110 / 100-210 / 200-310
07800250	PHV-250	815 / 1155	420	180	340	125	21	18	22	14	36	0-115 / 110-230 / 225-345

訂購編號 Order NO	型號 Model	最大油壓夾緊力 Max. Pressure	極限油壓夾緊力 Limit. Pressure	淨重 / 毛重 N.W. / G.W.	裝箱尺寸 Shipment Size	附迴轉盤(淨重/毛重) Weight of vise with swivel base	附迴轉盤裝箱尺寸 Vise with swivel base	備註 Remark
07800130	PHV-130	36KN(3528kgf)	41KN(4018kgf)	36kg / 38kg	645x260x185	46kg / 55kg	690x360x270	
07800160	PHV-160	41KN(4018kgf)	52KN(5096kgf)	56kg / 58kg	730x260x190	72kg / 82kg	750x430x290	
07800200	PHV-200	62KN(6076kgf)	72KN(7056kgf)	90kg / 102kg	860x380x280	117kg / 131kg	860x520x310	
07800250	PHV-250	72KN(7056kgf)	82KN(8036kgf)	140kg / 160kg	960x450x300	172kg / 200kg	900x560x350	

迴轉盤 (全鋼製) SWIVEL BASE (STEEL)


迴轉盤 (鑄鐵製) SWIVEL BASE (CAST IRON)



訂購編號 Order NO	SBD	A	B	C	D	淨重 N.W.	備註 Remark
07813100	100	248	30	25	16	6.6	
07813130	130	296	32	25	18	10.6	
07813160	160	328	34	25	18	15.5	
07813200	200	374	44	25	18	27.2	
07813250	250	446	50	27	22	44.0	

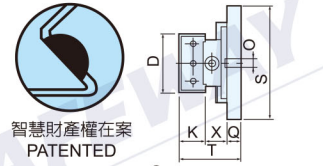
訂購編號 Order NO	SB	A	B	C	D	淨重 N.W.	備註 Remark
07804130	130	290	260	34	16	9	
07804160	160	340	320	39	16	15	
07804200	200	400	360	46	18	23	
07804250	250	460	420	50	18	32	

超大開口 / 角固式外藏式精密油壓虎鉗 LOCK-DOWN JAW MECHANICAL / HYDRAULIC MACHINE VISE (LONG OPENING) Down Thrust / Hydraulic 角固式 / 大口型



- 機械式 / 油壓式可單獨使用，亦可合併使用，油壓夾緊力大且穩定，適合重切削精密加工。
- 超大開口，適合較大型工件、模具使用。
- 強而有力材質~虎鉗本台使用球狀石墨化鑄鐵(FCD600~60kgs/mm²) (80,000psi)抗張力強，耐磨性高，不易變形。

- Mechanical / Hydraulic spindle without original clutch mechanism.
- Rigid material-ductile iron FCD600 JIS (Equal to GGG-60) with 60kgs/mm² or 80,000psi tensile strength.
- Vise bed frame hardened to HRC45° and up takes up wear and maintain accuracy for long.




智慧財產權在案 PATENTED

訂購編號 Order NO	型號 Model	A	B	C	D	E	F	G	H	J	K	L	M	N	O	P	Q
07830160	PLV-160	625	150	775	160	205	240	125	15	0-335	58	140	208	14	16	845	39
07830200	PLV-200	700	150	850	200	240	280	150	18	0-360	63	163	265	14	18	915	46
07830250	PLV-250	810	150	960	250	290	320	180	21	0-380	80	190	320	14	18	1020	50

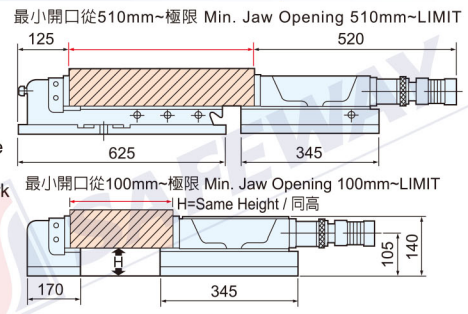
訂購編號 Order NO	型號 Model	R	S	T	U	最大油壓夾緊力 Max. Pressure	淨重 / 毛重 N.W. / G.W.	裝箱尺寸 Shipment Size	淨重 / 毛重 N.W. / G.W.	裝箱尺寸(附底盤) Shipment Size(With Swivel)	備註 Remark
07830160	PLV-160	320	340	179	125	52KN(5096kgf)	54kg / 57kg	840x260x180	72kg / 85kg	900x430x290	
07830200	PLV-200	365	400	205	125	62KN(6076kgf)	90kg / 102kg	1010x380x280	113kg / 130kg	1010x520x310	
07830250	PLV-250	420	460	238	125	67KN(6566kgf)	140kg / 160kg	1110x450x300	172kg / 200kg	1110x560x350	

延長式 / 角固式 / 外藏式油壓虎鉗 EXTENSION LOCK-DOWN JAW MECHANICAL / HYDRAULIC MACHINE VISE Down Thrust / Hydraulic 角固式 / 延長型



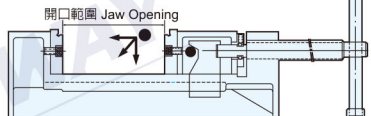
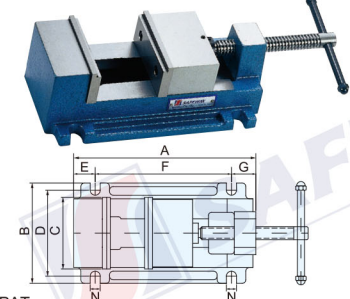
- 機械式 / 油壓式可單獨使用，亦可合併使用。
- 角固式半圓球可產生角固下鎖之力~可消除虎口上浮和工件傾斜。
- 最適合大工件兩台一次並列使用。
- 頭部及尾部可分開選購。(如分開選購，兩側同高客戶自行處理)

- Mechanical / Hydraulic spindle without original clutch mechanism.
- Both surface precision grinding.
- Down thrust "Semi-sphere segment" mechanism-eliminates jaw lift and work tilt.
- Most suitable for large work-piece with 2 vise mounting.



訂購編號 Order NO	型號 Model	鉗口寬度 Jaw Width	鉗口高度 Jaw Height	開口 Jaw Opening	最大油壓夾緊力 Max. Pressure	極限油壓夾緊力 Limit Pressure	尾端重量 Weight of Movable Jaw	頭端重量 Weight of Head	總長度 Length	淨重 / 毛重 N.W. / G.W.	備註 Remark
07840160	EHV-160A	160	58	510-Limit	41KN(4108kgf)	52KN(5096kgf)	38kg	38kg	1155	76 / 90	
07842160	EHV-160B	160	58	100-Limit	41KN(4108kgf)	52KN(5096kgf)	38kg	15kg	790	53 / 58	

精密度 / 角固式 / 輕便虎鉗 HEAVY DUTY HIGH PRECISION DRILL PRESS VISE WITH LOCK DOWN JAW MECHANISM Down Thrust / Light 角固式 / 輕便型

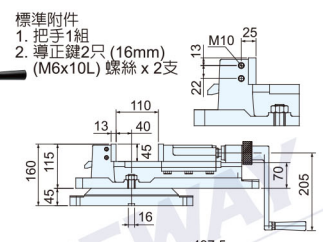


- 角固式機械設計，可消除虎口上浮和工件傾斜。
- 夾緊系統：螺桿夾緊。
- Lock down jaw mechanism, eliminates jaw lifting and work-piece tilting.
- Clamping system: Lead screw.

訂購編號 Order NO	型號 Model	A	B	C	D	E	F	G	N	鉗口高度 Jaw Height	開口 Jaw Opening	淨重 N.W.	毛重 G.W.	裝箱尺寸 Shipment Size	備註 Remark
07860100	DV-100(4")	254	140	100	120	30	190	34	14	42	0-90 / 110	6.0kg	6.2kg	310x150x85	
07860130	DV-130(5")	270	170	130	145	32	200	38	16	44	0-100 / 110	8.2kg	8.4kg	327x188x94	
07860160	DV-160(6")	278	210	160	180	36	200	42	18	44	0-105 / 115	10.1kg	10.4kg	340x224x100	

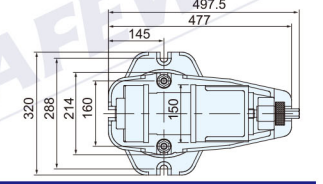
B型精密虎鉗 B-TYPE PRECISION MACHINE VISE

- 10030150 MODEL: HB-150
- Standard Accessories
- 1. Handle x 1pc
- 2. Guide key x 2pcs (16mm) M6x10Lx2pcs



SWIVEL BASE / 迴轉盤

- 07804150 MODEL: SB-150

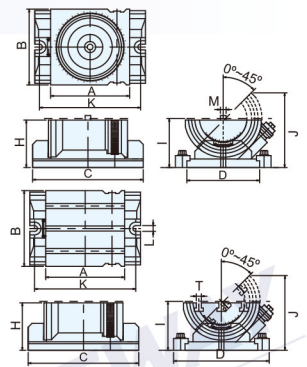


MC 精密型 / 傾斜工作台 (全鋼製) TILT TABLE (WHOLE STEEL)



- 傾斜角度可從0~45°任意調整，角度調整設計有滑桿、滑輪，可微調精密角度。
- 微調刻劃每一圈為2°，最小刻劃為1分，副尺再刻有60秒。
- 本萬能傾斜工作台分兩種型式：
A. 工作台設有T型槽，可將工件直接固定在工作台面，直接做重切削加工。(調整角度0~45°)。
B. 工作台面可直接連結協製虎鉗來夾緊工件，來做重切削加工。(調整角度0~45°，虎鉗迴轉角度0~360°)。

- Slant degree is between 0~45°. Angle can be fine tuned with worm and worm gear.
- Each fine-tuning scale equals 2 degree. The smallest scale is 60 seconds with another 1/60-second marks on the secondary scale.
- This universal tilt working table can be categorized into two types:
A) Working table with T-slot which can lock work piece for heavy duty machining. (0~45° adjustable angle)
B) Working table which can be in-cooperated with vise for heavy duty machining. (Adjustable 0~45° working table and 0~360° vise rotary angle)




訂購編號 Order NO	型號 Model	A	B	C	D	H	I	J	K	L	T	傾斜角 Tilt angle	淨重 N.W.	備註 Remark
07712130	TSB-130T	200	196	300	180	122	127	192	270	18	16	0-45°	30	
07712160	TSB-160T	250	240	350	230	150	155	236	320	18	18	0-45°	55	
07712200	TSB-200T	290	280	410	255	174	179	274	370	18	18	0-45°	88	


訂購編號 Order NO	型號 Model	A	B	C	D	H	I	J	K	M	傾斜角 Tilt angle	迴轉角 Swivel angle	淨重 N.W.	備註 Remark
07714100	TSB-100U	200	196	300	180	122	127	192	270	16	0-45°	0-360°	38	
07714130	TSB-130U	200	196	300	180	122	127	192	270	18	0-45°	0-360°	38	
07714160	TSB-160U	250	240	350	230	150	155	236	320	18	0-45°	0-360°	58	
07714200	TSB-200U	290	280	410	255	174	179	274	370	18	0-45°	0-360°	90	

FAS 5 軸精密虎鉗 FAS 5-AXIS MACHINE VISE

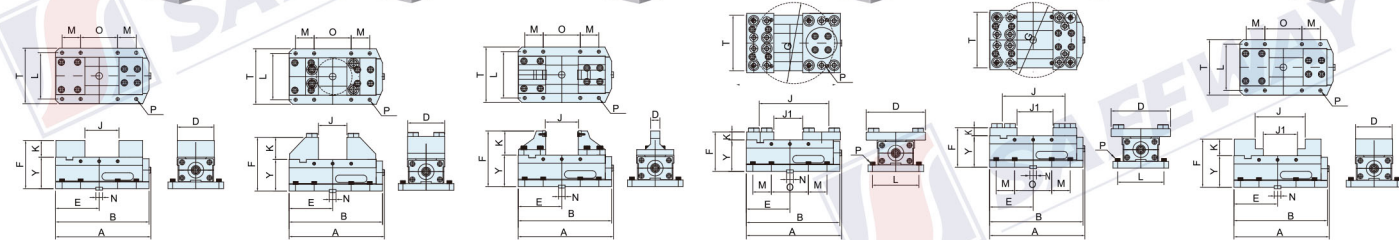

POWER TYPE / 倍力型 limit pressure : 40KN



MECHANICAL TYPE / 機械型 limit pressure : 20KN



SELF-CENTERING TYPE / 求心型 limit pressure : 20KN



Order No. 訂購編號	Model 型號	A	B	D	E	F	J	J1	G	K	Y	N	T	L	M	O	P	Limit Pressure 最大夾緊力	N.W. 淨重	G.W. 毛重	Remarks 備註
10602100	FAS-100Q-MX	257	252	100	117.5	130	0-90			45	85	18	150	125	50	100	M8	40 KN (3920 kgf)	18.5	19.5	
10604100	FAS-100Q-MN	257	252	100	117.5	145	0-75			60	85	18	150	125	50	100	M8	40 KN (3920 kgf)	19.0	20.5	
10606100	FAS-100Q-MG	257	252	25	117.5	150	0-90			65	85	18	150	125	50	100	M8	40 KN (3920 kgf)	16.5	17.5	
10608100	FAS-100Q-FB	257	252	160	117.5	107	185	85	215	22	85	18	150	125	50	100	M8	40 KN (3920 kgf)	18.0	19.5	
10610100	FAS-100Q-FM	257	252	160	117.5	107	165	100	200	22	85	18	150	125	50	100	M8	40 KN (3920 kgf)	17.0	18.5	
10612100	FAS-100Q-SJ	257	252	100	117.5	130	145	0-90		45	85	18	150	125	50	100	M8	40 KN (3920 kgf)	17.0	18.0	
10622100	FAS-100C-MX	262	252	100	117.5	130	0-90			45	85	18	150	125	50	100	M8		18.0	19.0	
10624100	FAS-100C-MN	262	252	100	117.5	145	0-75			60	85	18	150	125	50	100	M8		19.0	20.0	
10626100	FAS-100C-MG	262	252	25	117.5	150	0-90			65	85	18	150	125	50	100	M8		15.0	16.0	
10628100	FAS-100C-FB	262	252	160	117.5	107	185	85	215	22	85	18	150	125	50	100	M8		18.0	19.0	
10630100	FAS-100C-FM	262	252	160	117.5	107	165	100	200	22	85	18	150	125	50	100	M8		16.0	17.0	
10632100	FAS-100C-SJ	262	252	100	117.5	130	145	0-90		45	85	18	150	125	50	100	M8		17.0	18.0	
10642100	FAS-100B-MX	262	252	100	117.5	130	38-90			45	85	18	150	125	50	100	M8		18.0	19.5	
10644100	FAS-100B-MN	262	252	100	117.5	145	10-75			60	85	18	150	125	50	100	M8		19.5	21.0	
10646100	FAS-100B-MG	262	252	25	117.5	150	16-90			65	85	18	150	125	50	100	M8		16.0	17.5	
10648100	FAS-100B-FB	262	252	160	117.5	107	19-185	19-85	215	22	85	18	150	125	50	100	M8		17.5	18.5	
10650100	FAS-100B-FM	262	252	160	117.5	107	38-165	38-100	200	22	85	18	150	125	50	100	M8		16.5	17.5	
10652100	FAS-100B-SJ	262	252	100	117.5	130	38-145	38-90		45	85	18	150	125	50	100	M8		17.5	18.5	

固定口金, 活動口金, 薄物動平衡口金 (特殊附件)

STATIONARY / MOVABLE / BALANCE JAWS (OPTIONAL ACCESSORIES)

固定口金 / 活動口金
Stationary / Movable jaw



10900100 MA-100A
10910100 MB-100A

固定口金 / 活動口金
Stationary / Movable jaw (step)



10920100 MC-100A
10930100 MD-100A

固定口金 / 活動口金
Stationary / Movable jaw




10940100 MN-100A
10950100 MO-100A

薄物固定口金 / 薄物活動口金
Stationary / Movable jaw




10262100 FB-100A
10266100 FB-100C

固定口金 / 活動口金
Stationary / Movable jaw



11050100 MP-100A
11060100 MQ-100A

薄物固定口金 / 薄物動平衡口金
Stationary / Balance jaw



10262100 FB-100A
10264100 FB-100B



10600100 FAS-100Q



10620100 FAS-100C



10640100 FAS-100B

千鳥爪整組 (特殊附件) (適用薄物動平衡口金, 薄物固定口金, 薄物活動口金)

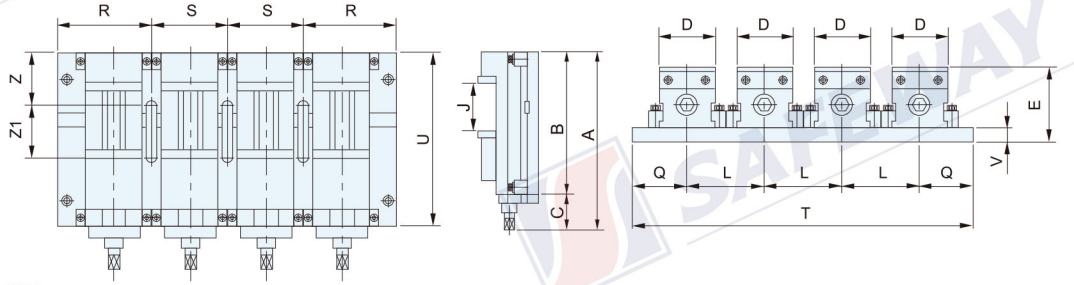
GRIPPER SETS (OPTIONAL ACCESSORIES)

MODEL ● FB-1000 (FB-511F, 511R, 519F, 519R, 524F, 524R, 511FR, 550HR, 550SF, 550SR, 525HF, 525HR, 550HF) × 4 pcs 請參考P.04 (refer to P.04)









MC 角閘式 / 肯倍得式 2, 3, 4台並列精密虎鉗 MULTIPLY COMPACT VISE (2, 3, 4 IN ONE SET UP) 2, 3, 4 in 1 肯倍式 / 並列型

- 虎鉗底部採用治具板固定，精度高，變形量低。
- 依閣下需要，可選用2,3,4台並列，規格齊全。
- Multiply MC compact vise for mounting on a vertical machining center to achieve highest productivity.
- Incorporates lock down jaw principle assures zero part lift and near zero deflection when clamping.



PAT.



訂購編號 Order NO	型號 Model	A	B	C	D	E	J	L	Q	R	S	T	U	V	Z	Z1	備註 Remark
07200102	CV-100-2S	430	340	90	101	163	0-125	300	105	180	150	510	340	30	100	100	
07200103	CV-100-3S	430	340	90	101	163	0-125	150	105	180	150	510	340	30	100	100	
07200104	CV-100-4S	430	340	90	101	163	0-125	150	105	180	150	660	340	30	100	100	
07200132	CV-130-2S	495	405	90	131	185	0-180	360	120	210	180	600	405	35	120	120	
07200133	CV-130-3S	495	405	90	131	185	0-180	180	120	210	180	600	405	35	120	120	
07200134	CV-130-4S	495	405	90	131	185	0-180	180	120	210	180	780	405	35	120	120	
07200162	CV-160-2S	585	495	90	161	203	0-240	440	140	250	220	720	495	40	150	150	
07200163	CV-160-3S	585	495	90	161	203	0-240	220	140	250	220	720	495	40	150	150	
07200164	CV-160-4S	585	495	90	161	203	0-240	220	140	250	220	940	495	40	150	150	
07210102	CHV-100-2S	475	340	135	101	163	0-125	300	105	180	150	510	340	30	100	100	
07210103	CHV-100-3S	475	340	135	101	163	0-125	150	105	180	150	510	340	30	100	100	
07210104	CHV-100-4S	475	340	135	101	163	0-125	150	105	180	150	660	340	30	100	100	
07210132	CHV-130-2S	540	405	135	131	185	0-180	360	120	210	180	600	405	35	120	120	
07210133	CHV-130-3S	540	405	135	131	185	0-180	180	120	210	180	600	405	35	120	120	
07210134	CHV-130-4S	540	405	135	131	185	0-180	180	120	210	180	780	405	35	120	120	
07210162	CHV-160-2S	630	495	135	161	203	0-240	440	140	250	220	720	495	40	150	150	
07210163	CHV-160-3S	630	495	135	161	203	0-240	220	140	250	220	720	495	40	150	150	
07210164	CHV-160-4S	630	495	135	161	203	0-240	220	140	250	220	940	495	40	150	150	
07220102	CHV-100-2S-D	512	340	172	101	163	0-125	300	105	180	150	510	340	30	100	100	
07220103	CHV-100-3S-D	512	340	172	101	163	0-125	150	105	180	150	510	340	30	100	100	
07220104	CHV-100-4S-D	512	340	172	101	163	0-125	150	105	180	150	660	340	30	100	100	
07220132	CHV-130-2S-D	577	405	172	131	185	0-180	360	120	210	180	600	405	35	120	120	
07220133	CHV-130-3S-D	577	405	172	131	185	0-180	180	120	210	180	600	405	35	120	120	
07220134	CHV-130-4S-D	577	405	172	131	185	0-180	180	120	210	180	780	405	35	120	120	
07220162	CHV-160-2S-D	667	495	172	161	203	0-240	440	140	250	220	720	495	40	150	150	
07220163	CHV-160-3S-D	667	495	172	161	203	0-240	220	140	250	220	720	495	40	150	150	
07220164	CHV-160-4S-D	667	495	172	161	203	0-240	220	140	250	220	940	495	40	150	150	
07230102	CMV-100-2S	475	340	135	101	163	0-125	300	105	180	150	510	340	30	100	100	
07230103	CMV-100-3S	475	340	135	101	163	0-125	150	105	180	150	510	340	30	100	100	
07230104	CMV-100-4S	475	340	135	101	163	0-125	150	105	180	150	660	340	30	100	100	
07230132	CMV-130-2S	540	405	135	131	185	0-180	360	120	210	180	600	405	35	120	120	
07230133	CMV-130-3S	540	405	135	131	185	0-180	180	120	210	180	600	405	35	120	120	
07230134	CMV-130-4S	540	405	135	131	185	0-180	180	120	210	180	780	405	35	120	120	
07230162	CMV-160-2S	630	495	135	161	203	0-240	440	140	250	220	720	495	40	150	150	
07230163	CMV-160-3S	630	495	135	161	203	0-240	220	140	250	220	720	495	40	150	150	
07230164	CMV-160-4S	630	495	135	161	203	0-240	220	140	250	220	940	495	40	150	150	
07250102	DAV-100-2S	495	410	85	101	158	0-75	300	105	180	150	510	340	30	100	100	
07250103	DAV-100-3S	495	410	85	101	158	0-75	150	105	180	150	510	340	30	100	100	
07250104	DAV-100-4S	495	410	85	101	158	0-75	150	105	180	150	660	340	30	100	100	
07250132	DAV-130-2S	535	450	85	131	175	0-85	360	120	210	180	600	405	35	120	120	
07250133	DAV-130-3S	535	450	85	131	175	0-85	180	120	210	180	600	405	35	120	120	
07250134	DAV-130-4S	535	450	85	131	175	0-85	180	120	210	180	780	405	35	120	120	
07250162	DAV-160-2S	585	500	85	161	188	0-100	440	140	250	220	720	495	40	150	150	
07250163	DAV-160-3S	585	500	85	161	188	0-100	220	140	250	220	720	495	40	150	150	
07250164	DAV-160-4S	585	500	85	161	188	0-100	220	140	250	220	940	495	40	150	150	
07260102	PQV-100-2S	442	340	102	101	163	0-105	300	105	180	150	510	340	30	100	100	
07260103	PQV-100-3S	442	340	102	101	163	0-105	150	105	180	150	510	340	30	100	100	
07260104	PQV-100-4S	442	340	102	101	163	0-105	150	105	180	150	660	340	30	100	100	
07260132	PQV-130-2S	507	405	102	131	185	0-140	360	120	210	180	600	405	35	120	120	
07260133	PQV-130-3S	507	405	102	131	185	0-140	180	120	210	180	600	405	35	120	120	
07260134	PQV-130-4S	507	405	102	131	185	0-140	180	120	210	180	780	405	35	120	120	
07260162	PQV-160-2S	534	432	102	161	203	0-150	440	140	250	220	720	495	40	150	150	
07260163	PQV-160-3S	534	432	102	161	203	0-150	220	140	250	220	720	495	40	150	150	
07260164	PQV-160-4S	534	432	102	161	203	0-150	220	140	250	220	940	495	40	150	150	

MC 1台直立角固式 / 肯倍得式精密機械 / 油壓 / 雙把手 / 高倍力 / 雙夾緊虎鉗 1 UPRIGHT MOUNTING MC COMPACT VISE ON BRACKET MC-1 Upright 肯倍得 / 單五面型

台灣精品 1997
TAIWAN EXCELLENCE

機械式
Mechanical

夾緊能力 Clamp force (KN)



台灣精品 1997
TAIWAN EXCELLENCE

油壓式
Hydraulic

夾緊能力 Clamp force (KN)



台灣精品 1997
TAIWAN EXCELLENCE

油壓雙把手式
Hydraulic with 90° driving mechanism unit

夾緊能力 Clamp force (KN)



高倍力式
Mechanical Power

夾緊能力 Clamp force (KN)

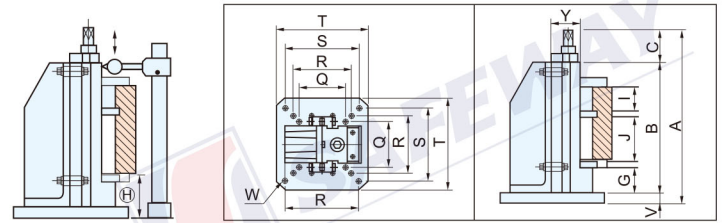


雙夾緊 / 機械式
2 in 1 Double Lock

夾緊能力 Clamp force (KN)



- 一台直立精密虎鉗可同時完成工件做五面加工。
- 一台直立精密虎鉗，可適用於臥式綜合切削加工機工作台，交換系統加工。
- 本機型精度高、剛性強，最適合您的加工利器。
- Mounting 1 MC compact vise upright on a piece of sub-plate and 1 upright bracket to be best used on horizontal machine center with pallet changer.
- Ideal for clamping 1 work-piece for machining five surfaces on horizontal machine center.
- Chip covers adopt on each Vise for preventing chips falling into lead-screw and inside of vise.



NO.	檢查事項 TEST ITEM	許可精度 Guaranteed	備註 Remark
1	虎鉗直立鉗口與底部相互平行度0.020mm以內 Both vise jaw plates to bottom plate parallel within 0.020mm	0.020mm	
2	虎鉗Y尺寸0.020mm以內 Vise "Y" dimension with 0.020mm	0.020mm	
3	臺台虎鉗直立與底部之垂直度0.010/100mm Vise on bottom of vise bed square within 0.010mm/100mm	0.010 100mm	

PAT.

訂購編號 Order NO	型號 Model	A	B	C	D	G	I	J	Q	R	S	T	V	W	Y	淨重 N.W.	備註 Remark
07300100	CV-100V1	470	340	90	101	65	105	0-125	125	160	200	300	40	M16	85	61	
07300130	CV-130V1	535	405	90	131	70	115	0-180		160	200	300	40	M16	95	78	
07300160	CV-160V1	625	495	90	161	85	130	0-240	200	250	320	400	40	M16	105	135	
07300200	CV-200V1	706	570	90	201	90	150	0-280		250	320	400	40	M16	110	170	
07310100	CHV-100V1	515	340	135	101	65	105	0-125	125	160	200	300	40	M16	85	59	
07310130	CHV-130V1	580	405	135	131	70	115	0-180		160	200	300	40	M16	95	81	
07310160	CHV-160V1	670	495	135	161	85	130	0-240	200	250	320	400	40	M16	105	134	
07310200	CHV-200V1	745	570	135	201	90	150	0-280		250	320	400	40	M16	110	175	
07320100	CHV-100V1-D	552	340	172	101	65	105	0-125	125	160	200	300	40	M16	85	74	
07320130	CHV-130V1-D	617	405	172	131	70	115	0-180		160	200	300	40	M16	95	83	
07320160	CHV-160V1-D	707	495	172	161	85	130	0-240	200	250	320	400	40	M16	105	144	
07320200	CHV-200V1-D	782	570	172	201	90	150	0-280		250	320	400	40	M16	110	176	
07330100	CMV-100V1	515	340	135	101	65	105	0-125	125	160	200	300	40	M16	85	69	
07330130	CMV-130V1	580	405	135	131	70	115	0-180		160	200	300	40	M16	95	83	
07330160	CMV-160V1	670	495	135	161	85	130	0-240	200	250	320	400	40	M16	105	134	
07330200	CMV-200V1	745	570	135	201	90	150	0-280		250	320	400	40	M16	110	171	
07350100	DAV-100V1	535	410	85	101		80	0-75	125	160	200	300	40	M16	80	72	
07350130	DAV-130V1	575	450	85	131		90	0-85		160	200	300	40	M16	85	80	
07350160	DAV-160V1	625	500	85	161		100	0-100	200	250	320	400	40	M16	90	133	
07350200	DAV-200V1	767	642	85	201		110	0-150		250	320	400	40	M16	95	176	

MC 2台直立角固式 / 肯倍得式精密機械 / 油壓 / 雙把手 / 高倍力 / 雙夾緊虎鉗 2 UPRIGHT MOUNTING MC COMPACT VISE MC-2 Upright 肯倍得 / 雙五面型

台灣精品 1997
TAIWAN EXCELLENCE

機械式
Mechanical

夾緊能力 Clamp force (KN)



台灣精品 1997
TAIWAN EXCELLENCE

油壓式
Hydraulic

夾緊能力 Clamp force (KN)



台灣精品 1997
TAIWAN EXCELLENCE

油壓雙把手式
Hydraulic with 90° driving mechanism unit

夾緊能力 Clamp force (KN)



高倍力式
Mechanical Power

夾緊能力 Clamp force (KN)

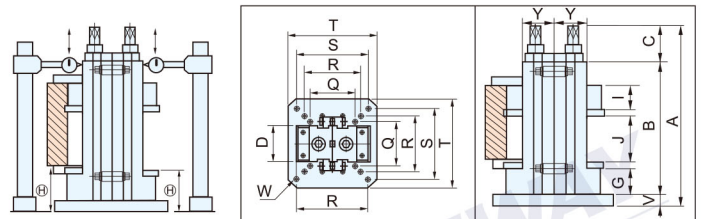


雙夾緊 / 機械式
2 in 1 Double Lock

夾緊能力 Clamp force (KN)



- 二台直立精密虎鉗可同時完成工件做五面加工。
- 二台直立精密虎鉗，可適用於臥式綜合切削加工機工作台，交換系統加工。
- 本機型精度高、剛性強，最適合您的加工利器。
- Mounting 2 MC compact vise upright on a piece of sub-plate and 1 upright bracket to be best used on horizontal machine center with pallet changer.
- Ideal for clamping 1 work-piece for machining five surfaces on horizontal machine center.
- Chip covers adopt on each Vise for preventing chips falling into lead-screw and inside of vise.



NO.	檢查事項 TEST ITEM	許可精度 Guaranteed	備註 Remark
1	虎鉗直立鉗口與底部相互平行度0.020mm以內 Both vise jaw plates to bottom plate parallel within 0.020mm	0.020mm	
2	虎鉗Y尺寸0.020mm以內 Vise "Y" dimension with 0.020mm	0.020mm	
3	臺台虎鉗直立與底部之垂直度0.010/100mm Vise on bottom of vise bed square within 0.010mm/100mm	0.010 100mm	

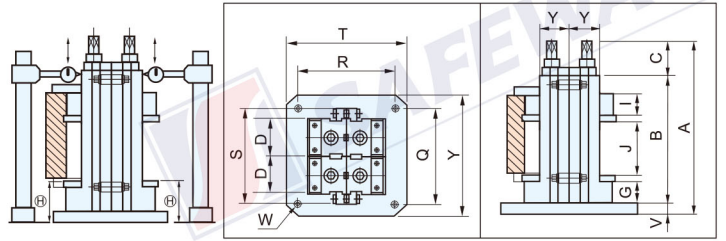
PAT.

訂購編號 Order NO	型號 Model	A	B	C	D	G	I	J	Q	R	S	T	V	W	Y	淨重 N.W.	備註 Remark
07400100	CV-100V2	470	340	90	101	65	105	0-125	125	160	200	300	40	M16	85	69	
07400130	CV-130V2	535	405	90	131	70	115	0-180		160	200	300	40	M16	95	94	
07400160	CV-160V2	625	495	90	161	85	130	0-240	200	250	320	400	40	M16	105	150	
07400200	CV-200V2	706	570	90	201	90	150	0-280		250	320	400	40	M16	110	196	
07410100	CHV-100V2	515	340	135	101	65	105	0-125	125	160	200	300	40	M16	85	69	
07410130	CHV-130V2	580	405	135	131	70	115	0-180		160	200	300	40	M16	95	100	
07410160	CHV-160V2	670	495	135	161	85	130	0-240	200	250	320	400	40	M16	105	152	
07410200	CHV-200V2	745	570	135	201	90	150	0-280		250	320	400	40	M16	110	195	
07420100	CHV-100V2-D	552	340	172	101	65	105	0-125	125	160	200	300	40	M16	85	73	
07420130	CHV-130V2-D	617	405	172	131	70	115	0-180		160	200	300	40	M16	95	107	
07420160	CHV-160V2-D	707	495	172	161	85	130	0-240	200	250	320	400	40	M16	105	163	
07420200	CHV-200V2-D	782	570	172	201	90	150	0-280		250	320	400	40	M16	110	215	
07430100	CMV-100V2	515	340	135	101	65	105	0-125	125	160	200	300	40	M16	85	69	
07430130	CMV-130V2	580	405	135	131	70	115	0-180		160	200	300	40	M16	95	95	
07430160	CMV-160V2	670	495	135	161	85	130	0-240	200	250	320	400	40	M16	105	152	
07430200	CMV-200V2	745	570	135	201	90	150	0-280		250	320	400	40	M16	110	210	
07450100	DAV-100V2	535	410	85	101		80	0-75	125	160	200	300	40	M16	80	75	
07450130	DAV-130V2	575	450	85	131		90	0-85		160	200	300	40	M16	85	99	
07450160	DAV-160V2	625	500	85	161		100	0-100	200	250	320	400	40	M16	90	156	
07450200	DAV-200V2	767	642	85	201		110	0-150		250	320	400	40	M16	95	220	

MC 4台直立角固式 / 肯倍得式精密機械 / 油壓 / 雙把手 / 高倍力虎鉗 4 UPRIGHT MOUNTING MC COMPACT VISE MC-4 Upright 肯倍得 / 四五面型

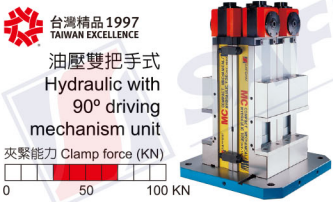


- 四台直立精密虎鉗可同時完成兩件或四件工件做五面加工。
- 四台直立精密虎鉗，可適用於臥式綜合切削加工機工作，交換系統加工。
- 本機型精度高、剛性強，最適合您的加工利器。
- 虎鉗防屑設計，以防止鐵屑侵入傳動螺桿及虎鉗內部，不易清除。



- Mouting 4 MC compact vise upright on a piece of sub-plate to be best used on horizontal machine center with pallet changer.
- Ideal for clamping 4 work-piece for machining five surfaces on horizontal machine center.
- Mechanical, mechanical/hydraulic type and with 90° driving mechanism unit for your best choice.

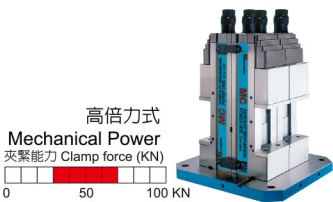
NO.	檢查事項 TEST ITEM	許可精度 Guaranteed	備註 Remark
1	虎鉗直立鉗口與底部相互平行度0.020mm以內 Both vise jaw plates to bottom plate parallel within 0.020mm	0.020mm	
2	虎鉗Y尺寸0.020mm以內 Vise "Y" dimension with 0.020mm	0.020mm	
3	臺台虎鉗直立與底部之垂直度0.010/100mm Vise on bottom of vise bed square within 0.010mm/100mm	0.010 100mm	



- Chip covers adopt on each vise for preventing chips falling into lead-screw and inside of vise.

PAT.

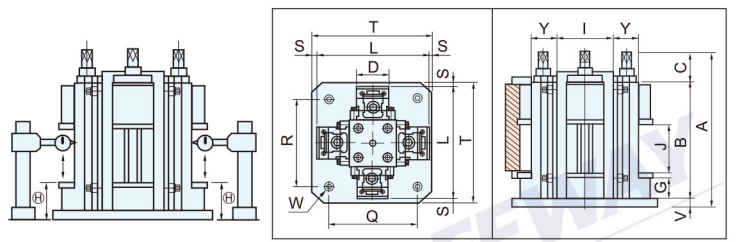
訂購編號 Order NO	型號 Model	A	B	C	D	G	I	J	Q	R	S	T	V	W	Y	淨重 N.W.	備註 Remark
07500100	CV-100V4	470	340	90	101	65	105	0-125	320	320	304	400	40	M16	85	119	
07500130	CV-130V4	535	405	90	131	70	115	0-180	320	320	364	400	40	M16	95	183	
07500160	CV-160V4	625	495	90	161	85	130	0-240	400	400	424	500	40	M16	105	280	
07500200	CV-200V4	706	570	90	201	90	150	0-280	400	400	504	500	40	M18	110	380	
07510100	CHV-100V4	515	340	135	101	65	105	0-125	320	320	304	400	40	M16	85	137	
07510130	CHV-130V4	580	405	135	131	70	115	0-180	320	320	364	400	40	M16	95	173	
07510160	CHV-160V4	670	495	135	161	85	130	0-240	400	400	424	500	40	M16	105	266	
07510200	CHV-200V4	745	570	135	201	90	150	0-280	400	400	504	500	40	M18	110	382	
07520100	CHV-100V4-D	552	340	172	101	65	105	0-125	320	320	304	400	40	M16	85	125	
07520130	CHV-130V4-D	617	405	172	131	70	115	0-180	320	320	364	400	40	M16	95	177	
07520160	CHV-160V4-D	707	495	172	161	85	130	0-240	400	400	424	500	40	M16	105	270	
07520200	CHV-200V4-D	782	570	172	201	90	150	0-280	400	400	504	500	40	M18	110	386	
07530100	CMV-100V4	515	340	135	101	65	105	0-125	320	320	304	400	40	M16	85	121	
07530130	CMV-130V4	580	405	135	131	70	115	0-180	320	320	364	400	40	M16	95	173	
07530160	CMV-160V4	670	495	135	161	85	130	0-240	400	400	424	500	40	M16	105	266	
07530200	CMV-200V4	745	570	135	201	90	150	0-280	400	400	504	500	40	M18	110	382	



MC 4台直立附治具桶 / 肯倍得式精密機械 / 油壓 / 雙把手 / 高倍力 / 雙夾緊虎鉗 4 UPRIGHT MOUNTING MC COMPACT VISE ON JIG BLOCK MC-4 in 1 Upright 肯倍得 / 重五面型




- 四台直立附治具桶精密虎鉗可同時完成四件工件做五面加工。
- 四台直立附治具桶精密虎鉗，可適用於臥式綜合切削加工機工作，交換系統加工。
- 本機型精度高、剛性強，最適合您的加工利器。



- Mouting 4 MC compact vise upright on a piece of jig block to be best used on horizontal machine center with pallet changer.
- Ideal for clamping 4 work piece for machining five surfaces on horizontal machine center.

NO.	檢查事項 TEST ITEM	許可精度 Guaranteed	備註 Remark
1	虎鉗直立鉗口與底部相互平行度0.020mm以內 Both vise jaw plates to bottom plate parallel within 0.020mm	0.020mm	
2	虎鉗Y尺寸0.020mm以內 Vise "Y" dimension with 0.020mm	0.020mm	
3	臺台虎鉗直立與底部之垂直度0.010/100mm Vise on bottom of vise bed square within 0.010mm/100mm	0.010 100mm	



- Chip covers adopt on each vise for preventing chips falling into lead-screw and inside of vise.

PAT.

訂購編號 Order NO	型號 Model	A	B	C	D	G	I	J	Q	R	S	T	V	W	Y	淨重 N.W.	註 Remark
07600100	CV-100V4B	470	340	90	101	65	150	0-125	320	320	17	450	40	M16	85	193	
07600130	CV-130V4B	535	405	90	131	70	180	0-180	320	320	10	500	40	M16	95	274	
07600160	CV-160V4B	625	495	90	161	85	210	0-240	400	400	7	550	40	M16	105	385	
07600200	CV-200V4B	711	570	90	201	90	250	0-280	500	500	2	600	45	M18	110	584	
07610100	CHV-100V4B	515	340	135	101	65	150	0-125	320	320	17	450	40	M16	85	197	
07610130	CHV-130V4B	580	405	135	131	70	180	0-180	320	320	10	500	40	M16	95	277	
07610160	CHV-160V4B	670	495	135	161	85	210	0-240	400	400	7	550	40	M16	105	432	
07610200	CHV-200V4B	750	570	135	201	90	250	0-280	500	500	2	600	45	M18	110	548	
07620100	CHV-100V4B-D	552	340	172	101	65	150	0-125	320	320	17	450	40	M16	85	217	
07620130	CHV-130V4B-D	617	405	172	131	70	180	0-180	320	320	10	500	40	M16	95	301	
07620160	CHV-160V4B-D	707	495	172	161	85	210	0-240	400	400	7	550	40	M16	105	452	
07620200	CHV-200V4B-D	787	570	172	201	90	250	0-280	500	500	2	600	45	M18	110	610	
07630100	CMV-100V4B	515	340	135	101	65	150	0-125	320	320	17	450	40	M16	85	197	
07630130	CMV-130V4B	580	405	135	131	70	180	0-180	320	320	10	500	40	M16	95	300	
07630160	CMV-160V4B	670	495	135	161	85	210	0-240	400	400	7	550	40	M16	105	432	
07630200	CMV-200V4B	750	570	135	201	90	250	0-280	500	500	2	600	45	M18	110	588	
07650100	DAV-100V4B	535	410	85	101	150	150	0-75	320	320	22	450	40	M16	80	206	
07650130	DAV-130V4B	575	450	85	131	180	180	0-85	320	320	20	500	40	M16	85	308	
07650160	DAV-160V4B	625	500	85	161	210	210	0-100	400	400	22	550	40	M16	90	389	
07650200	DAV-200V4B	772	642	85	201	250	250	0-150	500	500	17	600	45	M18	95	608	



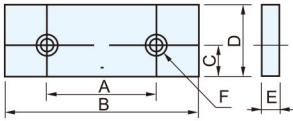
特殊虎口 SPECIAL APPLICATION JAW PLATES



Unit:mm

平面虎口 (Hardened / 熱處理)

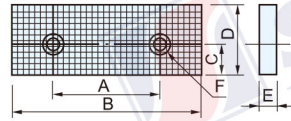
PJ-100S, 130S, 160S, 200S, 250S (不定尺寸規格)
PJ-100V, 130V, 160V, 200V, 250V (定尺寸規格) (E=0^{-0.02})



	PJ	A	B	C	D	E	F
07888002	100	60	100	22	48	15	M10x20L
07888006	130	90	130	25	55	15	M10x20L
07888010	160	90	160	25	58	15	M10x20L
07888014	200	120	200	28	63	18	M12x25L
07888018	250	160	250	35	80	21	M12x25L

刻齒虎口 (Hardened / 熱處理)

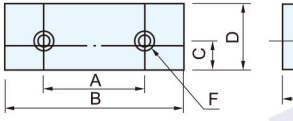
RJ-100S, 130S, 160S, 200S, 250S (不定尺寸規格)
RJ-100V, 130V, 160V, 200V, 250V (定尺寸規格) (E=0^{-0.02})



	RJ	A	B	C	D	E	F
07888022	100	60	100	22	48	15	M10x20L
07888026	130	90	130	25	55	15	M10x20L
07888030	160	90	160	25	58	15	M10x20L
07888034	200	120	200	28	63	18	M12x25L
07888038	250	160	250	35	80	21	M12x25L

加厚平面虎口 (Hardened / 熱處理)

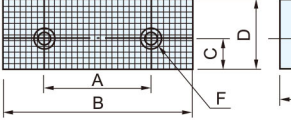
PJ-1001, 1301, 1601, 2001
PJ-1002, 1302, 1602, 2002



	PJ	A	B	C	D	E	F
07888132	1001	60	100	22	48	48	M10x50L
07888136	1301	90	130	25	55	48	M10x50L
07888140	1601	90	160	25	58	48	M10x50L
07888144	2001	120	200	28	63	63	M12x65L
07888148	1002	60	100	22	63	48	M10x50L
07888152	1302	90	130	25	73	48	M10x50L
07888156	1602	90	160	25	73	48	M10x50L
07888160	2002	120	200	28	102	63	M12x65L

加厚刻齒虎口 (Hardened / 熱處理)

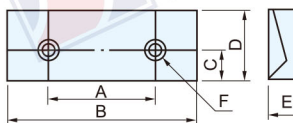
RJ-1003, 1303, 1603, 2003
RJ-1004, 1304, 1604, 2004



	RJ	A	B	C	D	E	F
07888164	1003	60	100	22	48	48	M10x50L
07888168	1303	90	130	25	55	48	M10x50L
07888172	1603	90	160	25	58	48	M10x50L
07888176	2003	120	200	28	63	63	M12x65L
07888180	1004	60	100	22	63	48	M10x50L
07888184	1304	90	130	25	73	48	M10x50L
07888188	1604	90	160	25	73	48	M10x50L
07888192	2004	120	200	28	102	63	M12x65L

下壓虎口 (Hardened / 熱處理)

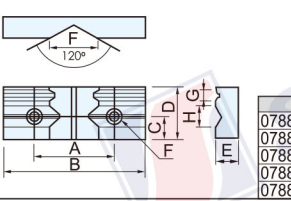
DJ-100, 130, 160, 200



	DJ	A	B	C	D	E	F
07888042	100	60	100	22	48	32	M10x20L
07888044	130	90	130	25	55	32	M10x20L
07888046	160	90	160	25	58	32	M10x20L
07888048	200	120	200	28	65	32	M12x25L

V型虎口 (Hardened / 熱處理)(小徑用)

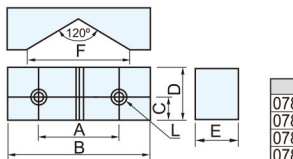
CJ-100, 130, 160, 200, 250



	CJ	A	B	C	D	E	F	G	H	L	Dia.
07888050	100	60	100	22	48	24	55	25	M10x16L	20-100	
07888052	130	90	130	25	55	24	55	12	25	M10x16L	20-100
07888054	160	90	160	25	58	30	55	12	25	M10x16L	20-100
07888056	200	120	200	28	63	36	70	12	30	M12x16L	25-140
07888058	250	160	250	35	80	36	70	12	30	M12x16L	25-140

V型虎口 (Hardened / 熱處理)(大徑用)

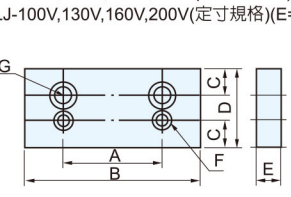
CJ-1005, 1305, 1605, 2005, 2006



	CJ	A	B	C	D	E	F	G	H	L	Dia.
07888240	1005	60	100	22	48	42	94			M10x16L	100-180
07888242	1305	90	130	25	55	48	120			M10x16L	100-230
07888244	1605	90	160	25	58	48	120			M10x16L	100-230
07888246	2005	120	200	28	63	48	120			M12x16L	110-220
07888248	2006	120	200	28	63	184				M12x16L	220-340

大開口虎口 (Hardened / 熱處理)

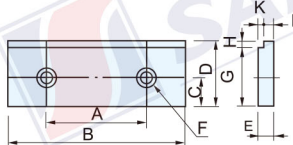
LJ-100S, 130S, 160S, 200S (不定尺寸規格)
LJ-100V, 130V, 160V, 200V (定尺寸規格) (E=0^{-0.02})



	LJ	A	B	C	D	E	F	G
07888060	100	60	100	22	63	21	M10x25L	M12x25L
07888064	130	90	130	25	69	23	M10x30L	M12x25L
07888068	160	90	160	25	73	23	M10x30L	M14x30L
07888072	200	120	200	28	88	30	M12x35L	M16x35L

階梯虎口 (Hardened / 熱處理)

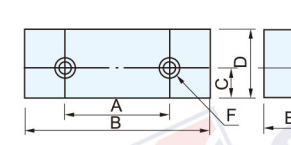
SJ-100S, 130S, 160S, 200S, 250S (不定尺寸規格)
SJ-100V, 130V, 160V, 200V, 250V (定尺寸規格) (E, L, G=0^{-0.02})



	SJ	A	B	C	D	E	F	G	H	K	L
07888076	100	60	100	22	48	15	M10x20L	43	5	5	10
07888080	130	90	130	25	55	15	M10x20L	50	5	5	10
07888084	160	90	160	25	58	15	M10x20L	53	5	5	10
07888088	200	120	200	28	63	18	M12x25L	58	5	5	13
07888090	250	160	250	35	80	21	M12x25L	75	10	5	18

SOFT JAW / 加厚軟質虎口 (Without Hardened & Ground / 無熱處理, 無研磨)

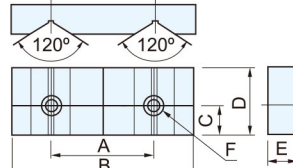
FJ-1004, 1005 FJ-1304, 1305 FJ-1604, 1605 FJ-2004, 2005



	FJ	A	B	C	D	E	F
07888116	1004	60	100	22	48	48	M10x20L
07888118	1005	60	100	22	63	48	M10x20L
07888120	1304	90	130	25	63	48	M10x20L
07888122	1305	90	130	25	73	48	M10x20L
07888124	1604	90	160	25	63	48	M10x20L
07888126	1605	90	160	25	73	48	M10x20L
07888128	2004	120	200	28	63	63	M12x25L
07888130	2005	120	200	28	102	63	M12x25L

DOUBLE V JAW / 雙V虎口 (Hardened)

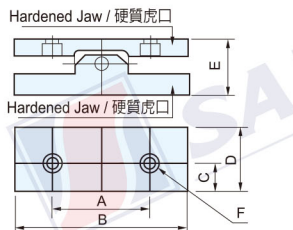
VJ-100, 130, 160, 200



PATENTED / 專利在案

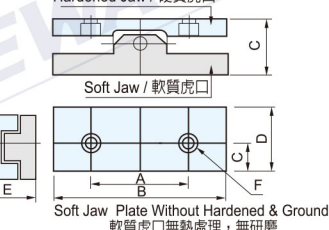
BALANCE JAW / 翹翹板虎口

(Hardened / 熱處理)
TJ-100, 130, 160, 200

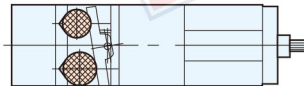


BALANCE JAW / 翹翹板虎口

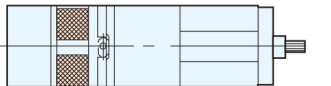
(Soft Jaw Plate / 軟質虎口)
TJ-100F, 130F, 160F, 200F



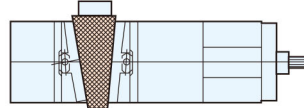
1 pc double v jaw+1 set balance jaw plates, it can be do 2 different size parts
一只雙V虎口+一組翹翹板虎口, 可做兩只大小不一圓棒型工件



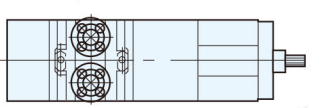
1 pc flat jaw plate+1set balance jaw plates, it can be do 2 different clearance parts
一只平面虎口+一組翹翹板虎口, 可做兩只大小不一工件



2 Sets balance jaw plates (hardened) it can be do angle part
兩組翹翹板虎口 (硬質虎口), 可做一只單斜度或雙斜度工件



2 Set balance jaw plates (soft) It can be do 2 irregular parts
兩組翹翹板虎口 (軟質虎口), 可做兩只不規則形狀工件 (不規則形狀自行雕刻成形)



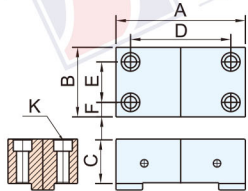
		A	B	C	D	E	F	REMARK
07888200	VJ-100	60	100	22	48	24	M10x20L	ø10-65mm
07888202	VJ-130	90	130	25	55	24	M10x20L	ø10-65mm
07888204	VJ-160	90	160	25	58	24	M10x20L	ø10-65mm
07888206	VJ-200	120	200	28	63	30	M12x25L	ø25-85mm
07888210	TJ-100	60	100	22	48	48	M10x20L	18°
07888212	TJ-130	90	130	25	55	55	M10x20L	13°
07888214	TJ-160	90	160	25	58	58	M10x20L	11°
07888216	TJ-200	120	200	28	63	63	M12x25L	9°
07888220	TJ-100F	60	100	22	48	48	M10x25L	18°
07888222	TJ-130F	90	130	25	55	55	M10x20L	13°
07888224	TJ-160F	90	160	25	58	58	M10x20L	11°
07888226	TJ-200F	120	200	28	63	63	M12x25L	9°



特殊口金 STATIONARY JAW / MOVABLE JAW / STEP JAW

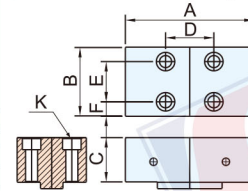
Unit:mm

Stationary Jaw / 固定口金
(鋼製硬爪, 研磨 Hardened)



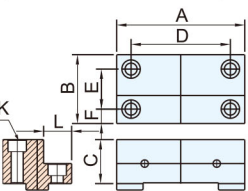
	MA	A	B	C	D	E	F	K
10900100	100A	100	78	45	74	44	19.5	M10x50L
10900130	130A	130	83	52	95	45	21.5	M12x55L
10900160	160A	160	86	55	124	50	18	M14x60L
10900200	200A	200	100	60	150	62	19	M16x65L
10900250	250A	250	124	78	200	75	24.5	M20x90L

Movable Jaw / 活動口金
(鋼製硬爪, 研磨 Hardened)



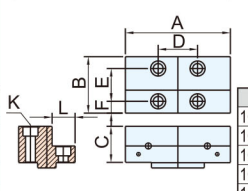
	MA	A	B	C	D	E	F	K
10910100	100A	100	64	45	37	35	14.5	M10x50L
10910130	130A	130	74	52	45	42	16	M12x55L
10910160	160A	160	86	55	60	50	18	M14x60L
10910200	200A	200	97	60	74	59	19	M16x70L
10910250	250A	250	124	78	92	75	24.5	M20x90L

Stationary Jaw (Step jaw)
固定口金 (階梯)
(鋼製硬爪, 研磨 Hardened)



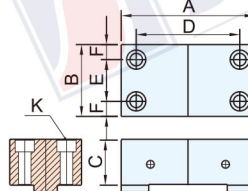
	MC	A	B	C	D	E	F	K	L
10920100	100A	100	78	45	74	44	19.5	M10x50L/25L	32.5
10920130	130A	130	83	52	95	45	21.5	M12x55L/25L	35
10920160	160A	160	86	55	124	50	18	M14x60L/30L	35
10920200	200A	200	100	60	150	62	19	M16x65L/35L	38
10920250	250A	250	124	78	200	75	24.5	M20x90L/50L	50

Movable Jaw (Step jaw)
活動口金 (階梯)
(鋼製硬爪, 研磨 Hardened)



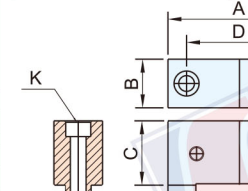
	MD	A	B	C	D	E	F	L	K
10930100	100A	100	64	45	37	35	14.5	26	M10x50L/25L
10930130	130A	130	74	52	45	42	16	30	M12x55L/25L
10930160	160A	160	86	55	60	50	18	35	M14x60L/30L
10930200	200A	200	97	60	74	59	19	38	M16x70L/35L
10930250	250A	250	124	78	92	75	24.5	50	M20x90L/50L

Stationary Jaw (Center)
中間固定口金
(鋼製硬爪, 研磨 Hardened)



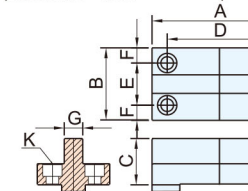
	ME	A	B	C	D	E	F	K
10940100	100A	100	83	45	74	44	19.5	M10x50L
10940130	130A	130	88	52	95	45	21.5	M12x55L
10940160	160A	160	86	55	124	50	18	M14x60L
10940200	200A	200	100	60	150	62	19	M16x65L
10940250	250A	250	124	78	200	75	24.5	M20x90L

Stationary Jaw (Center)
中間固定口金
(鋼製硬爪, 研磨 Hardened)



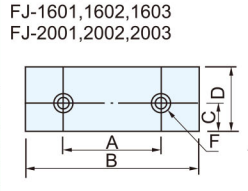
	MF	A	B	C	D	K
10950100	100A	100	34	45	74	M10x50L
10950130	130A	130	40	52	95	M12x55L
10950160	160A	160	42	55	124	M14x60L
10950200	200A	200	46	60	150	M16x65L
10950250	250A	250	52	78	200	M20x90L

Stationary Jaw (Center-Step)
中間固定口金 (階梯)
(鋼製硬爪, 研磨 Hardened)



	MG	A	B	C	D	E	F	G	K
10960100	100A	100	70	45	74	44	13	20	M10x25L
10960130	130A	130	83	52	95	45	21.5	45	M12x25L
10960160	160A	160	86	55	124	50	18	50	M14x30L
10960200	200A	200	100	60	150	62	19	62	M16x35L
10960250	250A	250	124	78	200	75	24.5	75	M20x50L

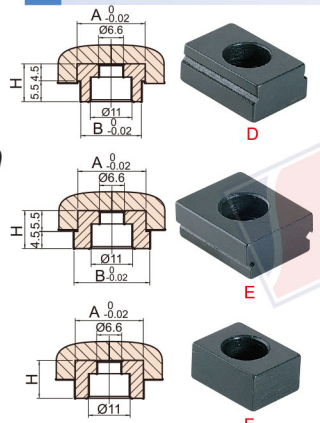

SOFT JAW / 軟質虎口 (Without Hardened & Ground / 無熱處理, 無研磨)



	FJ	A	B	C	D	E	F
07888092	1001	60	100	22	48	15	M10x20L
07888094	1002	60	100	22	63	21	M10x25L
07888096	1003	60	100	22	73	23	M10x30L
07888098	1301	90	130	25	55	15	M10x20L
07888100	1302	90	130	25	73	23	M10x25L
07888102	1303	90	130	25	103	30	M10x35L
07888104	1601	90	160	25	58	15	M10x20L
07888106	1602	90	160	25	73	23	M10x25L
07888108	1603	90	160	25	103	30	M10x35L
07888110	2001	120	200	28	63	18	M12x25L
07888112	2002	120	200	28	103	30	M12x35L
07888114	2003	120	200	28	123	36	M12x45L

主螺桿整組 / 油壓缸整組 / 倍力缸整組 COMPLETE SPINDLE SET

STEP GUIDE KEY / 階梯鍵 (Hardened & Ground / 熱處理, 研磨)
全部精密研磨



	D	E	D	E	F
07901612	KA16x12	16	12	10	25
07901614	KA16x14	16	14	10	25
07901618	KA16x18	16	18	10	25
07901620	KA16x20	16	20	10	25
07901622	KA16x22	16	22	10	25
07901812	KA18x12	18	12	10	25
07901814	KA18x14	18	14	10	25
07901816	KA18x16	18	16	10	25
07901820	KA18x20	18	20	10	25
07901822	KA18x22	18	22	10	25
07901212	KA12x12	12		8	22
07901414	KA14x14	14		10	22
07901616	KA16x16	16		10	22
07901818	KA18x18	18		10	22
07902020	KA20x20	20		10	22
07902222	KA22x22	22		12	25

把手組 HANDLE SET

虎鉗固定塊 VISE LOCKED BLOCK



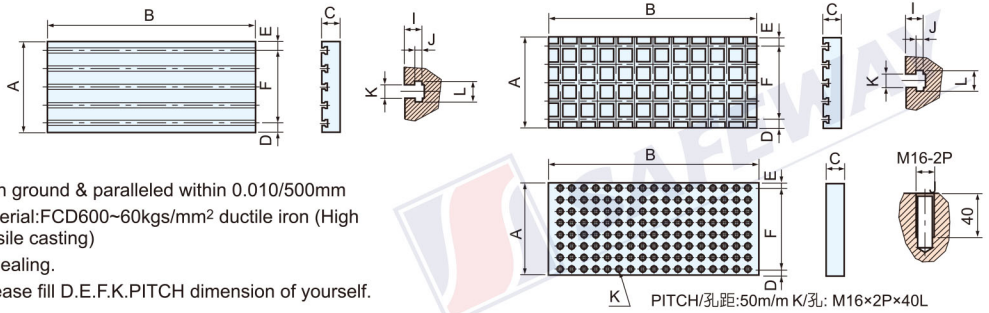
CHV-160-LB
(1 set = 4 pcs)



壓塊固定圖 Clamp kits

適用全系列 For all series	model	Q	R	W (optional)
	100	143	193	M16x65Lx4
	130	169	219	M16x65Lx4
	160	197	247	M16x65Lx4
	200	235	285	M16x65Lx4
	250	283	333	M16x65Lx4

MC 精密治具板 SUB TABLE



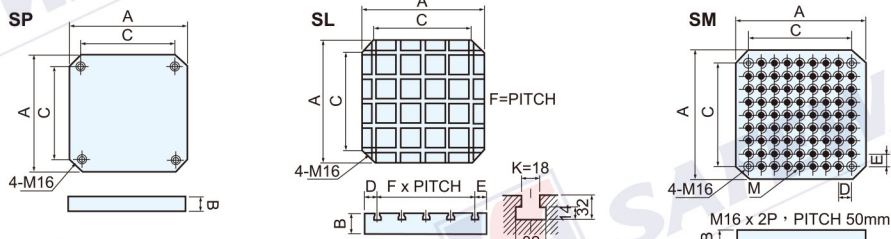

- 兩面精密研磨0.010mm/500mm
- 材質：球狀石墨化鑄鐵 FCD600~60kgs/mm²
- 退火處理
- ※ D.E.F.K間格數請客戶自行填上，並告知機械機種。

- Both ground & paralleled within 0.010/500mm
- Material:FCD600~60kgs/mm² ductile iron (High tensile casting)
- Annealing.
- ※ Please fill D.E.F.K.PITCH dimension of yourself.

※接受特別尺寸訂製，T型槽依ISO標準 / Accept special order, T-slots as ISO.

訂購編號 Order NO	型號 Model	A	B	C	備註 Remark
07870002	ST-300× 600×70	300	600	70	
07870004	ST-350× 800×75	350	800	75	
07870006	ST-400× 950×75	400	950	75	
07870008	ST-410× 900×75	410	900	75	
07870010	ST-450× 900×75	450	900	75	
07870012	ST-500×1000×75	500	1000	75	
07870014	ST-510× 850×75	510	850	75	
07870016	ST-510×1000×75	510	1000	75	
07870018	ST-510×1200×75	510	1200	75	
07870020	ST-510×1300×75	510	1300	75	
07870022	ST-550×1200×75	550	1200	75	
07870024	ST-600×1200×75	600	1200	75	
07870026	ST-600×1500×80	600	1500	80	
07870028	ST-650×1600×80	650	1600	80	
07870030	ST-650×1700×80	650	1700	80	
07870032	ST-700×1700×80	700	1700	80	
07870034	ST-800×2300×85	800	2300	85	
07870036	ST-850×2100×85	850	2100	85	
07870038	ST-850×2300×85	850	2300	85	
07870040	ST-900×2400×85	900	2400	85	
07872002	SC-300× 600×70	300	600	70	
07872004	SC-350× 800×75	350	800	75	
07872006	SC-400× 950×75	400	950	75	
07872008	SC-410× 900×75	410	900	75	
07872010	SC-450× 900×75	450	900	75	
07872012	SC-500×1000×75	500	1000	75	
07872014	SC-510× 850×75	510	850	75	
07872016	SC-510×1000×75	510	1000	75	
07872018	SC-510×1200×75	510	1200	75	
07872020	SC-510×1300×75	510	1300	75	
07872022	SC-550×1200×75	550	1200	75	
07872024	SC-600×1200×75	600	1200	75	
07872026	SC-600×1500×80	600	1500	80	

訂購編號 Order NO	型號 Model	A	B	C	備註 Remark
07872028	SC-650×1600×80	650	1600	80	
07872030	SC-650×1700×80	650	1700	80	
07872032	SC-700×1700×80	700	1700	80	
07872034	SC-800×2300×85	800	2300	85	
07872036	SC-850×2100×85	850	2100	85	
07872038	SC-850×2300×85	850	2300	85	
07872040	SC-900×2400×85	900	2400	85	
07874002	SH-300× 600×70	300	600	70	
07874004	SH-350× 800×75	350	800	75	
07874006	SH-400× 950×75	400	950	75	
07874008	SH-410× 900×75	410	900	75	
07874010	SH-450× 900×75	450	900	75	
07874012	SH-500×1000×75	500	1000	75	
07874014	SH-510× 850×75	510	850	75	
07874016	SH-510×1000×75	510	1000	75	
07874018	SH-510×1200×75	510	1200	75	
07874020	SH-510×1300×75	510	1300	75	
07874022	SH-550×1200×75	550	1200	75	
07874024	SH-600×1200×75	600	1200	75	
07874026	SH-600×1500×80	600	1500	80	
07874028	SH-650×1600×80	650	1600	80	
07874030	SH-650×1700×80	650	1700	80	
07874032	SH-700×1700×80	700	1700	80	
07874034	SH-800×2300×85	800	2300	85	
07874036	SH-850×2100×85	850	2100	85	
07874038	SH-850×2300×85	850	2300	85	
07874040	SH-900×2400×85	900	2400	85	
07874042	SH-340× 510×30	340	510	30	
07874044	SH-340× 660×30	340	660	30	
07874046	SH-405× 600×35	405	600	35	
07874048	SH-405× 780×35	405	780	35	
07874050	SH-495× 720×40	495	720	40	
07874052	SH-495× 940×40	495	940	40	

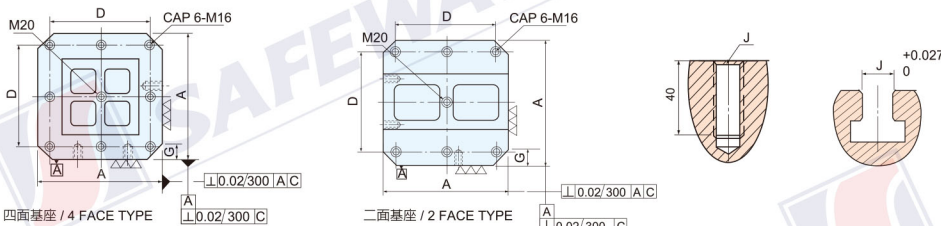


※接受特別尺寸訂製 / Accept special order

訂購編號 Order NO	型號 Model	A	B	C	D	F	K	備註 Remark
07876002	SP-300×300×40	300	40	240				
07876004	SP-400×400×40	400	40	300				
07876006	SP-500×500×40	500	40	400				
07876008	SP-600×600×45	600	45	500				
07876010	SP-630×630×40	630	40	500				
07876012	SP-800×800×70	800	70	640				
07878002	SL-400×400×70	400	70	300	50	100	18	
07878004	SL-500×500×70	500	70	400	50	100	18	
07878006	SL-630×630×70	630	70	500	65	100	18	
07878008	SL-800×800×70	800	70	640	50	100	18	

訂購編號 Order NO	型號 Model	A	B	C	D	E	備註 Remark
07880002	SM-300×300×40	300	40	240	50	50	
07880004	SM-400×400×40	400	40	320	50	50	
07880006	SM-500×500×40	500	40	400	50	50	
07880008	SM-600×600×45	600	45	500	50	50	
07880010	SM-630×630×40	630	40	500	50	50	
07880012	SM-400×400×70	400	70	320	50	50	
07880014	SM-500×500×70	500	70	400	50	50	
07880016	SM-630×630×70	630	70	500	50	50	
07880018	SM-800×800×70	800	70	640	50	50	

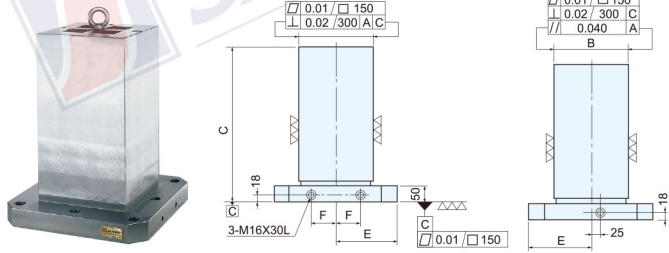
MC 四/二面基座 TOOLING BLOCKS (4 / 2 FACE TYPE)



- 材質：球狀石墨化鑄鐵FCD600~60kgs/mm²
- 燒鈍熱處理。
- 適合臥式綜合切削加工機，重切削加工使用。
- Material: FCD600~60kgs/mm² ductile iron. (High tensile casting)
- Heat-Treatment-Annealing.
- One piece casting of bed and column.

MC 四面基座 TOOLING BLOCKS (4 FACE TYPE)

SJB-01

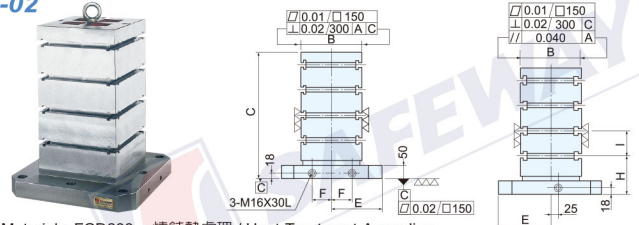


• 材質 / Material : FCD600 • 燒鈍熱處理 / Heat-Treatment-Annealing

訂購編號 Order NO	型號 Model	A	B	C	D	E	F	G	淨重 N.W.
07882002	SJB-400×250×500B	400	250	500	320	200	55	50	195
07882004	SJB-500×300×600B	500	300	600	400	250	75	60	315
07882006	SJB-500×350×550B	500	350	550	400	250	75	60	345
07882008	SJB-630×350×700B	630	350	700	500	315	100	65	449
07882010	SJB-630×400×700B	630	400	700	500	315	100	65	500
07882012	SJB-630×500×700B	630	500	700	500	315	100	65	595
07882014	SJB-800×550×850B	800	550	850	640	400	135	80	811
07882022	SJB-400×250×660B	400	250	660	320	200	55	50	215
07882024	SJB-500×350×700B	500	350	700	400	250	75	60	328
07882026	SJB-630×450×860B	630	450	860	500	315	100	65	582
07882028	SJB-800×550×1000B	800	550	1000	640	400	135	80	795

MC 四面基座 (T型槽) TOOLING BLOCKS (4 FACE TYPE-T-SLOTS)

SJB-02

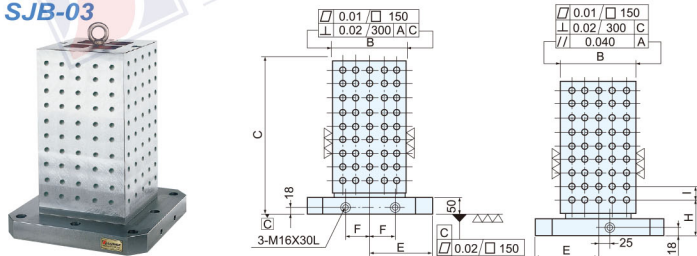


• 材質 / Material : FCD600 • 燒鈍熱處理 / Heat-Treatment-Annealing

訂購編號 Order NO	型號 Model	A	B	C	D	E	F	G	H	I	J
07884002	SJB-400×250×500T	400	250	500	320	200	55	50	150	100x4	14
07884004	SJB-500×300×600T	500	300	600	400	250	75	60	150	100x5	14
07884006	SJB-500×350×550T	500	350	550	400	250	75	60	150	125x5	14
07884008	SJB-630×350×700T	630	350	700	500	315	100	65	150	125x5	14
07884010	SJB-630×400×700T	630	400	700	500	315	100	65	150	125x5	14
07884012	SJB-630×500×700T	630	500	700	500	315	100	65	150	125x5	14
07884014	SJB-800×550×850T	800	550	850	640	400	135	80	150	150x5	14
07884202	SJB-400×250×500L	400	250	500	320	200	55	50	150	100x4	18
07884204	SJB-500×300×600L	500	300	600	400	250	75	60	150	100x5	18
07884206	SJB-500×350×550L	500	350	550	400	250	75	60	150	100x4	18
07884208	SJB-630×350×700L	630	350	700	500	315	100	65	150	125x5	18
07884210	SJB-630×400×700L	630	400	700	500	315	100	65	150	125x5	18
07884212	SJB-630×500×700L	630	500	700	500	315	100	65	150	125x5	18
07884214	SJB-800×550×850L	800	550	850	640	400	135	80	150	150x5	18

MC 四面基座 (鑽孔 / 攻牙) TOOLING BLOCKS (4 FACE TYPE-TAPPING)

SJB-03

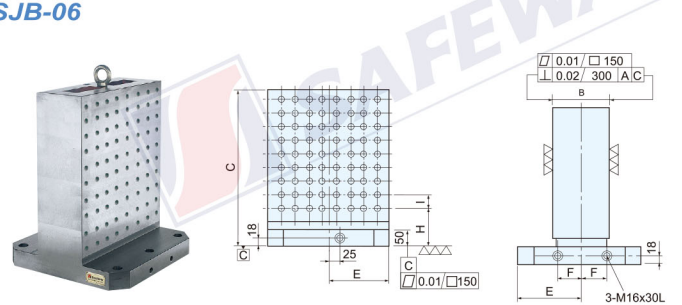


• 材質 / Material : FCD600 • 燒鈍熱處理 / Heat-Treatment-Annealing

訂購編號 Order NO	型號 Model	A	B	C	D	E	F	G	H	I	J
07886002	SJB-400×250×500M	400	250	500	320	200	55	50	150	50	M12-4x7x4=112
07886004	SJB-500×300×600M	500	300	600	400	250	75	60	150	50	M12-5x9x4=180
07886006	SJB-500×350×550M	500	350	550	400	250	75	60	150	50	M12-6x8x4=192
07886008	SJB-630×350×700M	630	350	700	500	315	100	65	150	50	M12-6x11x4=264
07886010	SJB-630×400×700M	630	400	700	500	315	100	65	150	50	M12-7x11x4=308
07886012	SJB-630×500×700M	630	500	700	500	315	100	65	150	50	M12-9x11x4=396
07886014	SJB-800×550×850M	800	550	850	640	400	135	80	150	50	M12-10x14x4=560
07886022	SJB-400×250×660M	400	250	660	320	200	55	50	150	50	M12-4x10x4=160
07886024	SJB-500×350×700M	500	350	700	400	250	75	60	150	50	M12-5x11x4=220
07886026	SJB-630×450×860M	630	450	860	500	315	100	65	150	50	M12-6x14x4=336
07886028	SJB-800×550×1000M	800	550	1000	640	400	135	80	150	50	M12-10x17x4=680
07886202	SJB-400×250×500H	400	250	500	320	200	55	50	150	50	M16-4x7x4=112
07886204	SJB-500×300×600H	500	300	600	400	250	75	60	150	50	M16-5x9x4=180
07886206	SJB-500×350×550H	500	350	550	400	250	75	60	150	50	M16-6x8x4=192
07886208	SJB-630×350×700H	630	350	700	500	315	100	65	150	50	M16-6x11x4=264
07886210	SJB-630×400×700H	630	400	700	500	315	100	65	150	50	M16-7x11x4=308
07886212	SJB-630×500×700H	630	500	700	500	315	100	65	150	50	M16-9x11x4=396
07886214	SJB-800×550×850H	800	550	850	640	400	135	80	150	50	M16-10x14x4=560
07886222	SJB-400×250×660H	400	250	660	320	200	55	50	150	50	M16-4x10x4=160
07886224	SJB-500×350×700H	500	350	700	400	250	75	60	150	50	M16-5x11x4=220
07886226	SJB-630×450×860H	630	450	860	500	315	100	65	150	50	M16-6x14x4=336
07886228	SJB-800×550×1000H	800	550	1000	640	400	135	80	150	50	M16-10x17x4=680

MC 二面基座 (鑽孔 / 攻牙) TOOLING BLOCKS (2 FACE TYPE-TAPPING)

SJB-06

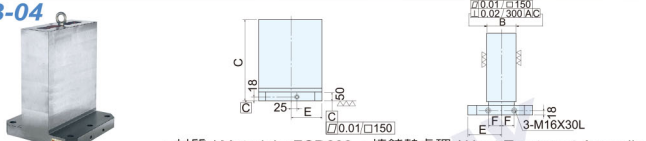


• 材質 / Material : FCD600 • 燒鈍熱處理 / Heat-Treatment-Annealing

訂購編號 Order NO	型號 Model	A	B	C	D	E	F	G	H	I	J
07887000	SJB-300×95×525U	300	95	525	240	150	55	30	150	50	M12-6x8x2=96
07887001	SJB-(320x300)×120×500U	320x300	120	500	240	160/150	55	30	150	50	M12-6x7x2=84
07887002	SJB-400×150×500U	400	150	500	320	200	55	50	150	50	M12-7x7x2=98
07887004	SJB-500×200×600U	500	200	600	400	250	75	60	150	50	M12-9x9x2=162
07887006	SJB-630×250×700U	630	250	700	500	315	100	65	150	50	M12-11x11x2=242
07887008	SJB-800×300×800U	800	300	800	640	400	135	80	150	50	M12-15x13x2=390
07887012	SJB-400×150×660U	400	150	660	320	200	55	50	150	50	M12-7x10x2=140
07887014	SJB-500×150×700U	500	150	700	400	250	75	60	150	50	M12-9x11x2=198
07887016	SJB-630×200×860U	630	200	860	500	315	100	65	150	50	M12-11x14x2=308
07887018	SJB-800×300×1000U	800	300	1000	640	400	135	80	150	50	M12-15x17x2=510
07887202	SJB-400×150×500V	400	150	500	320	200	55	50	150	50	M16-7x7x2=98
07887204	SJB-500×200×600V	500	200	600	400	250	75	60	150	50	M16-9x9x2=162
07887206	SJB-630×250×700V	630	250	700	500	315	100	65	150	50	M16-11x11x2=242
07887208	SJB-800×300×800V	800	300	800	640	400	135	80	150	50	M16-15x13x2=390
07887212	SJB-400×150×660V	400	150	660	320	200	55	50	150	50	M16-7x10x2=140
07887214	SJB-500×150×700V	500	150	700	400	250	75	60	150	50	M16-9x11x2=198
07887216	SJB-630×200×860V	630	200	860	500	315	100	65	150	50	M16-11x14x2=308
07887218	SJB-800×300×1000V	800	300	1000	640	400	135	80	150	50	M16-15x17x2=510

MC 二面基座 TOOLING BLOCKS (2 FACE TYPE)

SJB-04

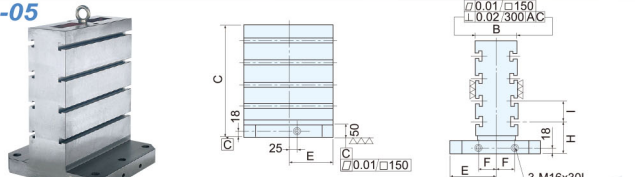


• 材質 / Material : FCD600 • 燒鈍熱處理 / Heat-Treatment-Annealing

訂購編號 Order NO	型號 Model	A	B	C	D	E	F	G	淨重 N.W.
07886400	SJB-300×95×525P	300	95	525	240	150	55	30	
07886401	SJB-(320x300)×120×500P	320x300	120	500	240	160/150	55	30	
07886402	SJB-400×150×500P	400	150	500	320	200	55	50	218
07886404	SJB-500×200×600P	500	200	600	400	250	75	60	320
07886406	SJB-630×250×700P	630	250	700	500	315	100	65	578
07886408	SJB-800×300×800P	800	300	800	640	400	135	80	776
07886412	SJB-400×150×660P	400	150	660	320	200	55	50	207
07886414	SJB-500×150×700P	500	150	700	400	250	75	60	280
07886416	SJB-630×200×860P	630	200	860	500	315	100	65	504
07886418	SJB-800×300×1000P	800	300	1000	640	400	135	80	810

MC 二面基座 (T型槽) TOOLING BLOCKS (2 FACE T-SLOTS)

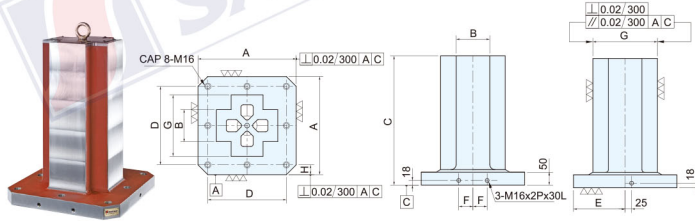
SJB-05



• 材質 / Material : FCD600 • 燒鈍熱處理 / Heat-Treatment-Annealing

訂購編號 Order NO	型號 Model	A	B	C	D	E	F	G	H	I	J
07886602	SJB-400×150×500R	400	150	500	320	200	55	50	150	100x4	14
07886604	SJB-500×200×600R	500	200	600	400	250	75	60	150	100x5	14
07886606	SJB-630×250×700R	630	250	700	500	315	100	65	150	125x5	14
07886608	SJB-800×300×800R	800	300	800	640	400	135	80	150	150x5	14
07886802	SJB-400×150×500S	400	150	500	320	200	55	50	150	100x4	18
07886804	SJB-500×200×600S	500	200	600	400	250	75	60	150	100x5	18
07886806	SJB-630×250×700S	630	250	700	500	315	100	65	150	125x5	18
07886808	SJB-800×300×800S	800	300	800	640	400	135	80	150	150x5	18

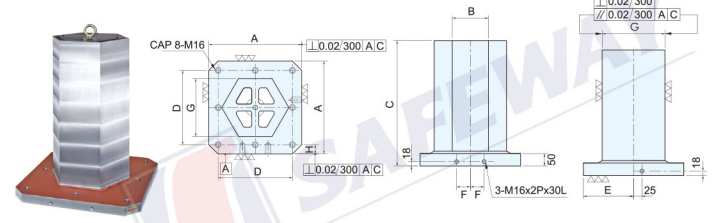
MC 十字基座 TOOLING BLOCKS (CROSS COLUMN) SJB-07



• 材質 / Material : FCD600 • 燒鈍熱處理 / Heat-Treatment-Annealing

訂購編號 Order NO	型號 Model	A	B	C	D	E	F	G	H
07888402	SJB-400×150×550SC	400	150	550	320	200	55	250	40
07888404	SJB-400×150×650SC	400	150	650	320	200	55	250	40
07888406	SJB-500×160×650SC	500	160	650	400	250	75	300	50
07888408	SJB-500×160×750SC	500	160	750	400	250	75	300	50
07888410	SJB-630×200×750SC	630	200	750	500	315	100	360	65
07888412	SJB-630×200×850SC	630	200	850	500	315	100	360	65
07888414	SJB-800×250×850SC	800	250	850	640	400	135	500	80
07888416	SJB-800×250×1000SC	800	250	1000	640	400	135	500	80

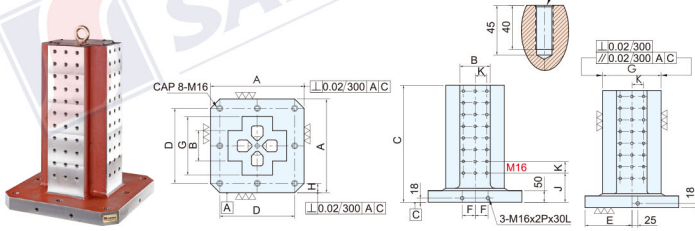
MC 六面基座 TOOLING BLOCKS (6 FACES) SJB-09



• 材質 / Material : FCD600 • 燒鈍熱處理 / Heat-Treatment-Annealing

訂購編號 Order NO	型號 Model	A	B	C	D	E	F	G	H
07889002	SJB-400×144×550J6	400	144	550	320	200	55	250	40
07889004	SJB-400×144×650J6	400	144	650	320	200	55	250	40
07889006	SJB-500×173×650J6	500	173	650	400	250	75	300	50
07889008	SJB-500×173×750J6	500	173	750	400	250	75	300	50
07889010	SJB-630×205×750J6	630	205	750	500	315	100	360	65
07889012	SJB-630×205×850J6	630	205	850	500	315	100	360	65
07889014	SJB-800×289×850J6	800	289	850	640	400	135	500	80
07889016	SJB-800×289×1000J6	800	289	1000	640	400	135	500	80

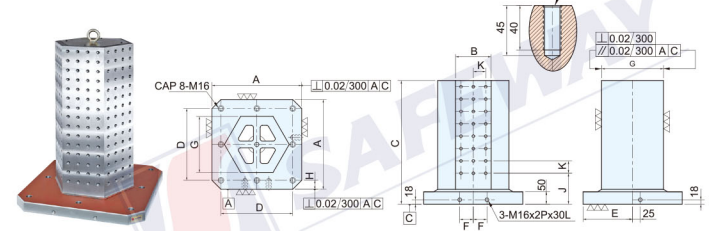
MC 十字基座 (鑽孔 / 攻牙) TOOLING BLOCKS (CROSS COLUMN-TAPPING) SJB-08



• 材質 / Material : FCD600 • 燒鈍熱處理 / Heat-Treatment-Annealing

訂購編號 Order NO	型號 Model	A	B	C	D	E	F	G	H	I	J	K
07888602	SJB-400×150×550TC	400	150	550	320	200	55	250	40	M12	150	50
07888604	SJB-400×150×650TC	400	150	650	320	200	55	250	40	M12	150	50
07888606	SJB-500×160×650TC	500	160	650	400	250	75	300	50	M12	150	50
07888608	SJB-500×160×750TC	500	160	750	400	250	75	300	50	M12	150	50
07888610	SJB-630×200×750TC	630	200	750	500	315	100	350	65	M12	150	50
07888612	SJB-630×200×850TC	630	200	850	500	315	100	350	65	M12	150	50
07888614	SJB-800×250×850TC	800	250	850	640	400	135	500	80	M12	150	50
07888616	SJB-800×250×1000TC	800	250	1000	640	400	135	500	80	M12	150	50
07888802	SJB-400×150×550UC	400	150	550	320	200	55	250	40	M16	150	50
07888804	SJB-400×150×650UC	400	150	650	320	200	55	250	40	M16	150	50
07888806	SJB-500×160×650UC	500	160	650	400	250	75	300	50	M16	150	50
07888808	SJB-500×160×750UC	500	160	750	400	250	75	300	50	M16	150	50
07888810	SJB-630×200×750UC	630	200	750	500	315	100	350	65	M16	150	50
07888812	SJB-630×200×850UC	630	200	850	500	315	100	350	65	M16	150	50
07888814	SJB-800×250×850UC	800	250	850	640	400	135	500	80	M16	150	50
07888816	SJB-800×250×1000UC	800	250	1000	640	400	135	500	80	M16	150	50

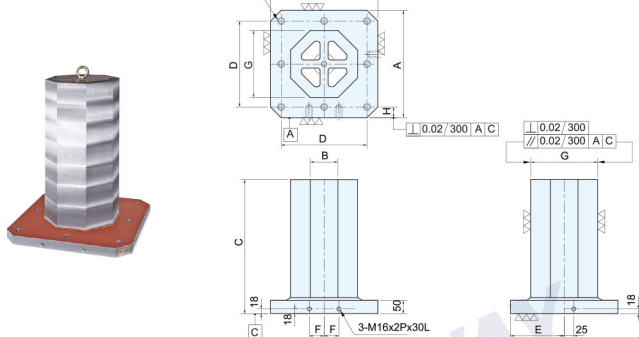
MC 六面基座 (鑽孔 / 攻牙) TOOLING BLOCKS (6 FACES-TAPPING) SJB-10



• 材質 / Material : FCD600 • 燒鈍熱處理 / Heat-Treatment-Annealing

訂購編號 Order NO	型號 Model	A	B	C	D	E	F	G	H	I	J	K
07889202	SJB-400×144×550K6	400	144	550	320	200	55	250	40	M12	150	50
07889204	SJB-400×144×650K6	400	144	650	320	200	55	250	40	M12	150	50
07889206	SJB-500×173×650K6	500	173	650	400	250	75	300	50	M12	150	50
07889208	SJB-500×173×750K6	500	173	750	400	250	75	300	50	M12	150	50
07889210	SJB-630×205×750K6	630	205	750	500	315	100	360	65	M12	150	50
07889212	SJB-630×205×850K6	630	205	850	500	315	100	360	65	M12	150	50
07889214	SJB-800×289×850K6	800	289	850	640	400	135	500	80	M12	150	50
07889216	SJB-800×289×1000K6	800	289	1000	640	400	135	500	80	M12	150	50
07889402	SJB-400×144×550M6	400	144	550	320	200	55	250	40	M16	150	50
07889404	SJB-400×144×650M6	400	144	650	320	200	55	250	40	M16	150	50
07889406	SJB-500×173×650M6	500	173	650	400	250	75	300	50	M16	150	50
07889408	SJB-500×173×750M6	500	173	750	400	250	75	300	50	M16	150	50
07889410	SJB-630×205×750M6	630	205	750	500	315	100	360	65	M16	150	50
07889412	SJB-630×205×850M6	630	205	850	500	315	100	360	65	M16	150	50
07889414	SJB-800×289×850M6	800	289	850	640	400	135	500	80	M16	150	50
07889416	SJB-800×289×1000M6	800	289	1000	640	400	135	500	80	M16	150	50

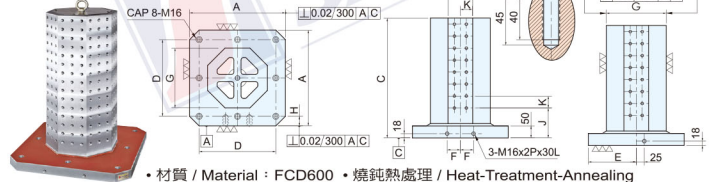
MC 八面基座 TOOLING BLOCKS (8 FACES) SJB-11



• 材質 / Material : FCD600 • 燒鈍熱處理 / Heat-Treatment-Annealing

訂購編號 Order NO	型號 Model	A	B	C	D	E	F	G	H
07890002	SJB-400×103×550N8	400	103	550	320	200	55	250	40
07890004	SJB-400×103×650N8	400	103	650	320	200	55	250	40
07890006	SJB-500×124×650N8	500	124	650	400	250	75	300	50
07890008	SJB-500×124×750N8	500	124	750	400	250	75	300	50
07890010	SJB-630×149×750N8	630	149	750	500	315	100	360	65
07890012	SJB-630×149×850N8	630	149	850	500	315	100	360	65
07890014	SJB-800×207×850N8	800	207	850	640	400	135	500	80
07890016	SJB-800×207×1000N8	800	207	1000	640	400	135	500	80

MC 八面基座 (鑽孔 / 攻牙) TOOLING BLOCKS (8 FACES-TAPPING) SJB-12

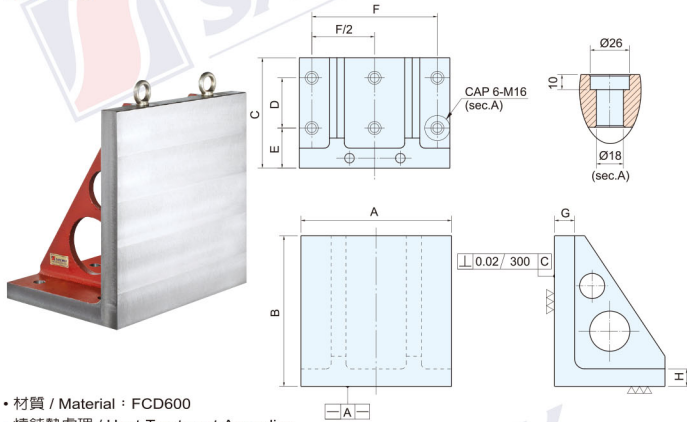


• 材質 / Material : FCD600 • 燒鈍熱處理 / Heat-Treatment-Annealing

訂購編號 Order NO	型號 Model	A	B	C	D	E	F	G	H	I	J	K
07890202	SJB-400×103×550P8	400	103	550	320	200	55	250	40	M12	150	50
07890204	SJB-400×103×650P8	400	103	650	320	200	55	250	40	M12	150	50
07890206	SJB-500×124×650P8	500	124	650	400	250	75	300	50	M12	150	50
07890208	SJB-500×124×750P8	500	124	750	400	250	75	300	50	M12	150	50
07890210	SJB-630×149×750P8	630	149	750	500	315	100	360	65	M12	150	50
07890212	SJB-630×149×850P8	630	149	850	500	315	100	360	65	M12	150	50
07890214	SJB-800×207×850P8	800	207	850	640	400	135	500	80	M12	150	50
07890216	SJB-800×207×1000P8	800	207	1000	640	400	135	500	80	M12	150	50
07890402	SJB-400×103×550R8	400	103	550	320	200	55	250	40	M16	150	50
07890404	SJB-400×103×650R8	400	103	650	320	200	55	250	40	M16	150	50
07890406	SJB-500×124×650R8	500	124	650	400	250	75	300	50	M16	150	50
07890408	SJB-500×124×750R8	500	124	750	400	250	75	300	50	M16	150	50
07890410	SJB-630×149×750R8	630	149	750	500	315	100	360	65	M16	150	50
07890412	SJB-630×149×850R8	630	149	850	500	315	100	360	65	M16	150	50
07890414	SJB-800×207×850R8	800	207	850	640	400	135	500	80	M16	150	50
07890416	SJB-800×207×1000R8	800	207	1000	640	400	135	500	80	M16	150	50

MC 直角基座 TOOLING ANGLE PLATE

SJB-13

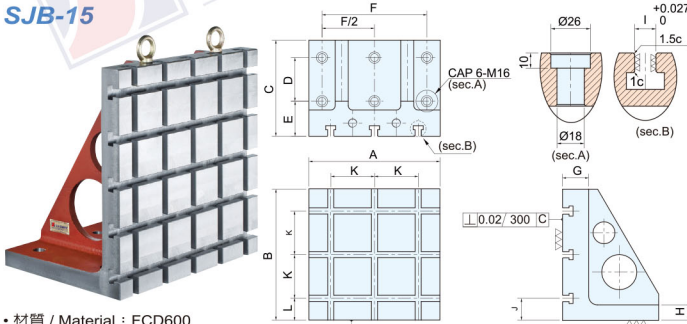


• 材質 / Material : FCD600
• 燒純熱處理 / Heat-Treatment-Annealing

訂購編號 Order NO	型號 Model	A	B	C	D	E	F	G	H
07892002	SJB-300×300×220AL	300	300	220	100	80	240	50	30
07892004	SJB-400×400×280AL	400	400	280	160	80	320	55	35
07892006	SJB-500×500×340AL	500	500	340	200	80	400	55	40
07892008	SJB-630×630×450AL	630	630	450	250	135	500	55	45
07892010	SJB-800×800×550AL	800	800	550	320	150	640	65	50

MC 直角基座 (T型槽) TOOLING ANGLE PLATE (T-SLOTS)

SJB-15

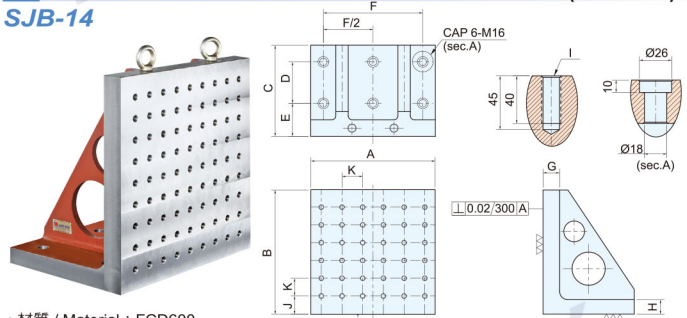


• 材質 / Material : FCD600
• 燒純熱處理 / Heat-Treatment-Annealing

訂購編號 Order NO	型號 Model	A	B	C	D	E	F	G	H	I	J	K	L
07892602	SJB-300×300×220DL	300	300	220	100	80	240	60	30	14	50	100	50
07892604	SJB-400×400×280DL	400	400	280	160	80	320	60	35	14	50	100	50
07892606	SJB-500×500×340DL	500	500	340	200	80	400	60	40	14	50	100	50
07892608	SJB-630×630×450DL	630	630	450	250	135	500	65	45	14	65	125	65
07892610	SJB-800×800×550DL	800	800	550	320	150	640	75	50	14	100	150	100
07892802	SJB-300×300×220EL	300	300	220	100	80	240	60	30	18	50	100	50
07892804	SJB-400×400×280EL	400	400	280	160	80	320	60	35	18	50	100	50
07892806	SJB-500×500×340EL	500	500	340	200	80	400	60	40	18	50	100	50
07892808	SJB-630×630×450EL	630	630	450	250	135	500	65	45	18	65	125	65
07892810	SJB-800×800×550EL	800	800	550	320	150	640	75	50	18	100	150	100

MC 直角基座 (鑽孔 / 攻牙) TOOLING ANGLE PLATE (TAPPING)

SJB-14

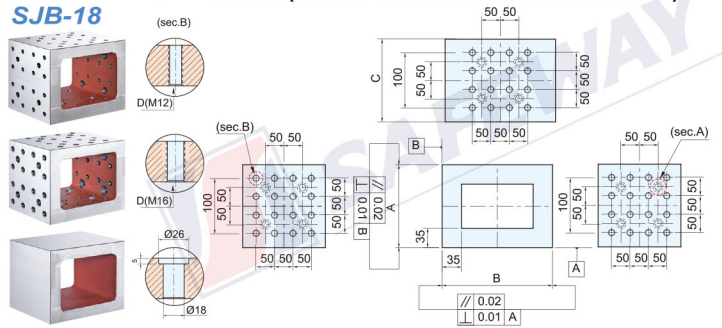


• 材質 / Material : FCD600
• 燒純熱處理 / Heat-Treatment-Annealing

訂購編號 Order NO	型號 Model	A	B	C	D	E	F	G	H	I	J	K
07892202	SJB-300×300×220BL	300	300	220	100	80	240	50	30	M12	75	50
07892204	SJB-400×400×280BL	400	400	280	160	80	320	55	35	M12	75	50
07892206	SJB-500×500×340BL	500	500	340	200	80	400	55	40	M12	75	50
07892208	SJB-630×630×450BL	630	630	450	250	135	500	55	45	M12	105	50
07892210	SJB-800×800×550BL	800	800	550	320	150	640	65	50	M12	125	50
07892402	SJB-300×300×220CL	300	300	220	100	80	240	50	30	M16	75	50
07892404	SJB-400×400×280CL	400	400	280	160	80	320	55	35	M16	75	50
07892406	SJB-500×500×340CL	500	500	340	200	80	400	55	40	M16	75	50
07892408	SJB-630×630×450CL	630	630	450	250	135	500	55	45	M16	105	50
07892410	SJB-800×800×550CL	800	800	550	320	150	640	65	50	M16	125	50

MC 方型墊塊 (鑽孔 / 攻牙) TOOLING BLOCKS (RECTANGULAR TYPE-TAPPING)

SJB-18

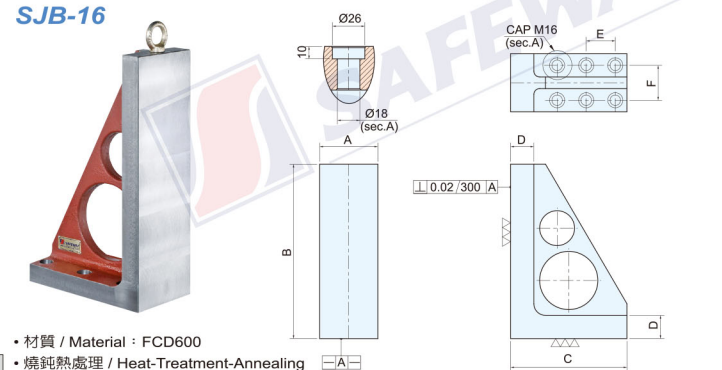


• 材質 / Material : FCD600 • 燒純熱處理 / Heat-Treatment-Annealing

訂購編號 Order NO	型號 Model	A	B	C	D
07896002	SJB-150×200×150V4	150	200	150	
07896004	SJB-200×250×200V4	200	250	200	
07896006	SJB-250×300×250V4	250	300	250	
07896202	SJB-150×200×150Y4	150	200	150	M12
07896204	SJB-200×250×200Y4	200	250	200	M12
07896206	SJB-250×300×250Y4	250	300	250	M12
07896404	SJB-150×200×150Z4	150	200	150	M16
07896406	SJB-200×250×200Z4	200	250	200	M16
07896408	SJB-250×300×250Z4	250	300	250	M16

MC 直角基座 TOOLING ANGLE PLATE

SJB-16

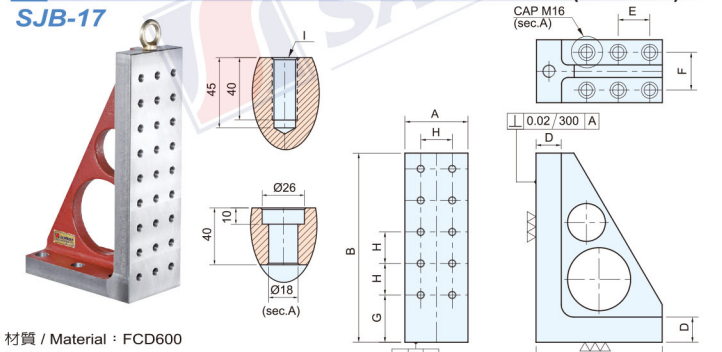


• 材質 / Material : FCD600
• 燒純熱處理 / Heat-Treatment-Annealing

訂購編號 Order NO	型號 Model	A	B	C	D	E	F
07894002	SJB-100×300×200FL	100	300	200	40	50	50
07894004	SJB-100×400×250FL	100	400	250	40	50	50
07894006	SJB-100×500×280FL	100	500	280	40	50	50
07894008	SJB-160×300×200FL	160	300	200	40	50	100
07894010	SJB-160×400×250FL	160	400	250	40	50	100
07894012	SJB-160×500×280FL	160	500	280	40	50	100
07894014	SJB-200×300×200FL	200	300	200	40	50	100
07894016	SJB-200×400×250FL	200	400	250	40	50	100
07894018	SJB-200×500×280FL	200	500	280	40	50	100

MC 直角基座 (鑽孔 / 攻牙) TOOLING ANGLE PLATE (TAPPING)

SJB-17



• 材質 / Material : FCD600
• 燒純熱處理 / Heat-Treatment-Annealing

訂購編號 Order NO	型號 Model	A	B	C	D	E	F	G	H	I
07894202	SJB-100×300×200GL	100	300	200	40	50	50	75	50	M12
07894204	SJB-100×400×250GL	100	400	250	40	50	50	75	50	M12
07894206	SJB-100×500×280GL	100	500	280	40	50	50	75	50	M12
07894208	SJB-160×300×200GL	160	300	200	40	50	100	75	50	M12
07894210	SJB-160×400×250GL	160	400	250	40	50	100	75	50	M12
07894212	SJB-160×500×280GL	160	500	280	40	50	100	75	50	M12
07894214	SJB-200×300×200GL	200	300	200	40	50	100	75	50	M12
07894216	SJB-200×400×250GL	200	400	250	40	50	100	75	50	M12
07894218	SJB-200×500×280GL	200	500	280	40	50	100	75	50	M12

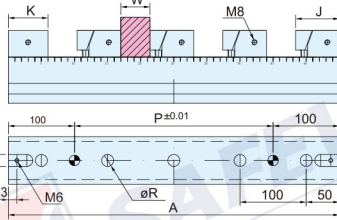
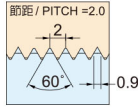
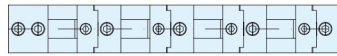


彈性化並列式虎鉗 MULTIPLE CLAMPING SYSTEM

MTL-A Single-2 Pieces 單向二片式

- 43005030 MTL-50-300-A ● 43005040 MTL-50-400-A
- 43005050 MTL-50-500-A ● 43005060 MTL-50-600-A
- 43005070 MTL-50-700-A

- 43207240 MTL-72-400-A ● 43207250 MTL-72-500-A
- 43207260 MTL-72-600-A ● 43207270 MTL-72-700-A

- 43410040 MTL-100-400-A ● 43410050 MTL-100-500-A
- 43410060 MTL-100-600-A ● 43410070 MTL-100-700-A

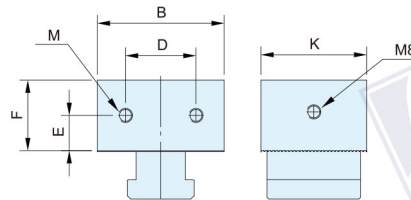


夾持力 / Clamp force
 MTL-50 - 20 KN
 MTL-72 - 25 KN
 MTL-100 - 30 KN

Order No.	Model	A	B	E	F	H	J	K	L	M	N	P	R	S (Optional)	W	N.W.	Remark
43005030	MTL-50-300-A	300	50	50	25	75	60	60	10	10	12	100	13	M12x35Lx3	3x20	7	
43005040	MTL-50-400-A	400	50	50	25	75	60	60	10	10	12	200	13	M12x35Lx4	4x20	9.5	
43005050	MTL-50-500-A	500	50	50	25	75	60	60	10	10	12	300	13	M12x35Lx5	4x50	11	
43005060	MTL-50-600-A	600	50	50	25	75	60	60	10	10	12	400	13	M12x35Lx6	4x75	12	
43005070	MTL-50-700-A	700	50	50	25	75	60	60	10	10	12	500	13	M12x35Lx7	4x100	13.5	
43207240	MTL-72-400-A	400	72	70	40	110	65	60	14	16	18	200	18	M16x50Lx4	4x20	20.5	
43207250	MTL-72-500-A	500	72	70	40	110	65	60	14	16	18	300	18	M16x50Lx5	4x45	24	
43207260	MTL-72-600-A	600	72	70	40	110	65	60	14	16	18	400	18	M16x50Lx6	4x70	27	
43207270	MTL-72-700-A	700	72	70	40	110	65	60	14	16	18	500	18	M16x50Lx7	4x95	28.5	
43410040	MTL-100-400-A	400	100	70	45	115	75	70	14	16	18	200	18	M16x50Lx4	4x7	31.5	
43410050	MTL-100-500-A	500	100	70	45	115	75	70	14	16	18	300	18	M16x50Lx5	4x32	36	
43410060	MTL-100-600-A	600	100	70	45	115	75	70	14	16	18	400	18	M16x50Lx6	4x57	40	
43410070	MTL-100-700-A	700	100	70	45	115	75	70	14	16	18	500	18	M16x50Lx7	4x82	44	

零件 Components

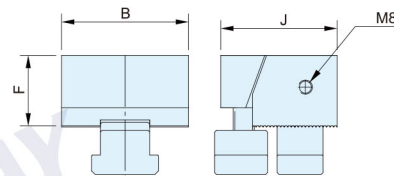
● 固定口金 STATIONARY JAW



ORDER NO.	MODEL	B	D	E	F	K	M	N.W.
44605001	MTL-50SK	50	30	13	25	60	M6	0.7
44607201	MTL-72SK	72	40	20	40	60	M8	1.6
44610001	MTL-100SK	100	60	22	45	70	M10	2.94

附螺絲+T型螺帽 With bolt+T nut

● 斜度活動口金 MOVABLE JAW



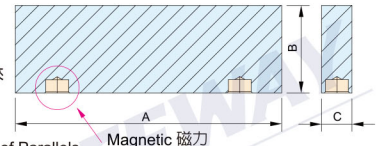

ORDER NO.	MODEL	B	F	J	N.W.
44605002	MTL-50MK	50	25	60	0.7
44607202	MTL-72MK	72	40	65	1.6
44610002	MTL-100MK	100	45	75	2.8

附螺絲+T型螺帽 With bolt+T nut

4.6.8 台直立附治具桶 / 並列式虎鉗 4.6.8 UPRIGHT MOUNTING MULTIPLE CLAMPING SYSTEM ON JIG BLOCK

- MTL-400-5055S4/J6/N8-A/D/T ● MTL-400-5065S4/J6/N8-A/D/T
- MTL-500-5065S4/J6/N8-A/D/T ● MTL-500-5075S4/J6/N8-A/D/T
- MTL-630-5075S4/J6/N8-A/D/T

● 磁性平行板 Magnetic Parallel Set



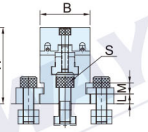
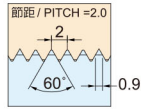
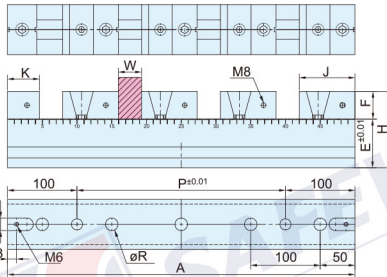


ORDER NO.	MODEL	A	B	C	N.W.	REMARK
46804812	MJ-4812	48	12	10		
46804816	MJ-4816	48	16	10		
46804822	MJ-4822	48	22	10		
46807014	MJ-7014	70	14	10		
46807023	MJ-7023	70	23	10		
46807030	MJ-7030	70	30	10		
46807036	MJ-7036	70	36	10		
46809814	MJ-9814	98	14	10		
46809823	MJ-9823	98	23	10		
46809830	MJ-9830	98	30	10		
46809836	MJ-9836	98	36	10		
46809841	MJ-9841	98	41	10		

Opening 開口 (W)	標準出貨工件夾持數量 Standard Workpiece Capacity (每台附4只夾具 / 4 pcs only)				Optional Capacity 特殊夾持數量訂購選購			
	1	1 2	1 2 3	1 2 3 4	5	6	7	8
MTL-50-300-A	300	180	60	20	(每台附3只夾具 / 3 pcs only)			
MTL-50-400-A	400	280	110	53	8			
MTL-50-500-A	500	380	160	86	28	13		
MTL-50-600-A	600	480	210	120	48	30	17	
MTL-50-700-A	700	580	260	153	68	46	31	20
MTL-72-400-A	400	275	105	48	20			
MTL-72-500-A	500	375	155	81	45	23		
MTL-72-600-A	600	475	210	115	70	43	25	
MTL-72-700-A	700	575	255	148	95	63	41	26
MTL-100-400-A	400	255	90	35	7			
MTL-100-500-A	500	355	140	68	32	11		
MTL-100-600-A	600	455	190	101	57	31	13	
MTL-100-700-A	700	555	240	135	82	51	30	15

彈性化並列式虎鉗 MULTIPLE CLAMPING SYSTEM

MTL-D Single-3 Pieces 單向三片式

- 47005030 MTL-50-300-D
- 47005040 MTL-50-400-D
- 47207240 MTL-72-400-D
- 47207250 MTL-72-500-D
- 47410040 MTL-100-400-D
- 47410050 MTL-100-500-D
- 47005050 MTL-50-500-D
- 47005060 MTL-50-600-D
- 47207260 MTL-72-600-D
- 47207270 MTL-72-700-D
- 47410060 MTL-100-600-D
- 47410070 MTL-100-700-D
- 47005070 MTL-50-700-D

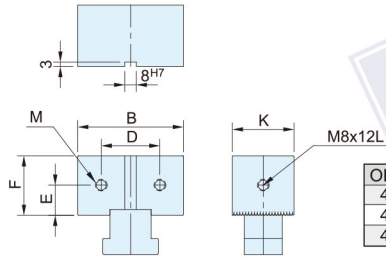



夾持力 / Clamp force
 MTL-50 - 20 KN
 MTL-72 - 25 KN
 MTL-100 - 30 KN

Order No.	Model	A	B	E	F	H	J	K	L	M	N	P	R	S (Optional)	N.W.	Unit: mm	Remark
47005030	MTL-50-300-D	300	50	50	25	75	60	34	10	10	12	100	13	M12x35Lx3			
47005040	MTL-50-400-D	400	50	50	25	75	60	34	10	10	12	200	13	M12x35Lx4			
47005050	MTL-50-500-D	500	50	50	25	75	60	34	10	10	12	300	13	M12x35Lx5			
47005060	MTL-50-600-D	600	50	50	25	75	60	34	10	10	12	400	13	M12x35Lx6			
47005070	MTL-50-700-D	700	50	50	25	75	60	34	10	10	12	500	13	M12x35Lx7			
47207240	MTL-72-400-D	400	72	70	40	110	80	42	14	16	18	200	18	M16x50Lx4			
47207250	MTL-72-500-D	500	72	70	40	110	80	42	14	16	18	300	18	M16x50Lx5			
47207260	MTL-72-600-D	600	72	70	40	110	80	42	14	16	18	400	18	M16x50Lx6			
47207270	MTL-72-700-D	700	72	70	40	110	80	42	14	16	18	500	18	M16x50Lx7			
47410040	MTL-100-400-D	400	100	70	45	115	92	48	14	16	18	200	18	M16x50Lx4			
47410050	MTL-100-500-D	500	100	70	45	115	92	48	14	16	18	300	18	M16x50Lx5			
47410060	MTL-100-600-D	600	100	70	45	115	92	48	14	16	18	400	18	M16x50Lx6			
47410070	MTL-100-700-D	700	100	70	45	115	92	48	14	16	18	500	18	M16x50Lx7			

零件 Components

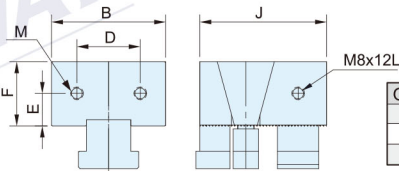

• 固定口金 STATIONARY JAW



ORDER NO.	MODEL	B	D	E	F	K	M	N.W.
47605001	MTL-50SK-D	50	30	13	25	32	M6	
47607201	MTL-72SK-D	72	40	20	40	42	M8	
47610001	MTL-100SK-D	100	60	22	45	48	M10	

附螺絲 + T型螺帽 With bolt+T nut

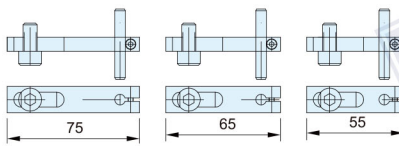
• 斜度活動口金 MOVABLE JAW



ORDER NO.	MODEL	B	D	E	F	J	M	N.W.
47605002	MTL-50MK-D	50	30	13	25	60	M6	
47607202	MTL-72MK-D	72	40	20	40	80	M8	
47610002	MTL-100MK-D	100	60	22	45	92	M10	

附螺絲 + T型螺帽 With bolt+T nut

• 停止檔 STOPPER



訂購編號	型號	固定口金	活動口金	備註
ORDER NO.	MODEL	STATIONARY	MOVABLE	REMARK
44600055	MTL-50	ST-65M	ST-55M	
44600065	MTL-72	ST-65M	ST-55M	
44600075	MTL-100	ST-75M	ST-55M	

Opening 開口 (W)	Opening 開口 (W)	標準出貨工件夾持數量 Standard Workpiece Capacity (每架附4只夾具 / 4 pcs only)				Optional Capacity 特殊夾持數量訂購選購			
		1	2	3	4	5	6	7	8
MTL-50-300-D	300	206	73	28	6				
MTL-50-400-D	400	306	123	62	31	11			
MTL-50-500-D	500	406	173	95	56	31	17	6	
MTL-50-600-D	600	506	223	128	81	51	34	20	10
MTL-50-700-D	700	606	273	162	106	71	51	35	23
MTL-72-400-D	400	278	99	39	9				
MTL-72-500-D	500	378	149	72	34	11			
MTL-72-600-D	600	478	199	106	59	31	13		
MTL-72-700-D	700	578	249	139	84	51	29	14	
MTL-100-400-D	400	260	84	25	每架附3只夾具 / 3 pcs only				
MTL-100-500-D	500	360	134	58	21				
MTL-100-600-D	600	460	184	92	46	18			
MTL-100-700-D	700	560	234	125	71	38	16		

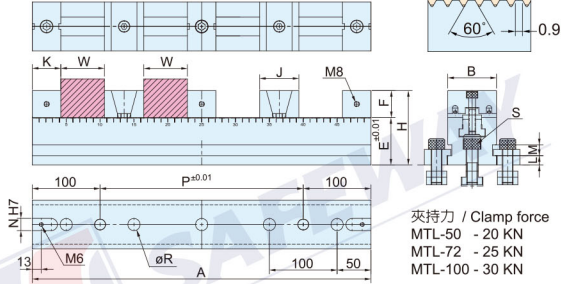



彈理化並列式虎鉗系列 MULTIPLE CLAMPING SYSTEM

MTL-T Twin-3 Pieces 雙向三片式

- 48005030 MTL-50-300-T
- 48005040 MTL-50-400-T
- 48005050 MTL-50-500-T
- 48005060 MTL-50-600-T
- 48005070 MTL-50-700-T

- 48207240 MTL-72-400-T
- 48207250 MTL-72-500-T
- 48207260 MTL-72-600-T
- 48207270 MTL-72-700-T


- 48410040 MTL-100-400-T
- 48410050 MTL-100-500-T
- 48410060 MTL-100-600-T
- 48410070 MTL-100-700-T



Order No.	Model	A	B	E	F	H	J	K	L	M	N	P	R	S (Optional)	N.W.	Remark
48005030	MTL-50-300-T	300	50	50	25	75	40	34	10	10	12	100	13	M12x35Lx3		
48005040	MTL-50-400-T	400	50	50	25	75	40	34	10	10	12	200	13	M12x35Lx4		
48005050	MTL-50-500-T	500	50	50	25	75	40	34	10	10	12	300	13	M12x35Lx5		
48005060	MTL-50-600-T	600	50	50	25	75	40	34	10	10	12	400	13	M12x35Lx6		
48005070	MTL-50-700-T	700	50	50	25	75	40	34	10	10	12	500	13	M12x35Lx7		
48207240	MTL-72-400-T	400	72	70	40	110	58	42	14	16	18	200	18	M16x50Lx4		
48207250	MTL-72-500-T	500	72	70	40	110	58	42	14	16	18	300	18	M16x50Lx5		
48207260	MTL-72-600-T	600	72	70	40	110	58	42	14	16	18	400	18	M16x50Lx6		
48207270	MTL-72-700-T	700	72	70	40	110	58	42	14	16	18	500	18	M16x50Lx7		
48410040	MTL-100-400-T	400	100	70	45	115	64	48	14	16	18	200	18	M16x50Lx4		
48410050	MTL-100-500-T	500	100	70	45	115	64	48	14	16	18	300	18	M16x50Lx5		
48410060	MTL-100-600-T	600	100	70	45	115	64	48	14	16	18	400	18	M16x50Lx6		
48410070	MTL-100-700-T	700	100	70	45	115	64	48	14	16	18	500	18	M16x50Lx7		

零件 Components


• 固定口金 STATIONARY JAW



附螺絲+T型螺帽 With bolt+T nut

ORDER NO.	MODEL	B	D	E	F	K	M	N.W.
47605001	MTL-50SK-D	50	30	13	25	32	M6	
47607201	MTL-72SK-D	72	40	20	40	42	M8	
47610001	MTL-100SK-D	100	60	22	45	48	M10	

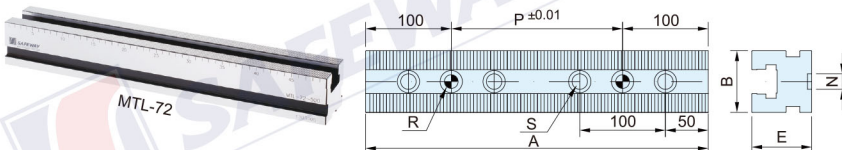
• 斜度活動口金 MOVABLE JAW



附螺絲+T型螺帽 With bolt+T nut

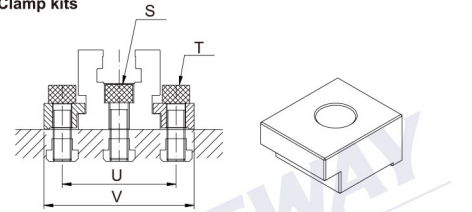
ORDER NO.	MODEL	B	D	E	F	J	M	N.W.
48605002	MTL-50MK-T	50	30	13	25	40	M6	
48607202	MTL-72MK-T	72	40	20	40	58	M8	
48610002	MTL-100MK-T	100	60	22	45	64	M10	

• 並列式虎鉗本台 Multiple Clamping System Main Body



ORDER NO.	MODEL	A	B	E	F	K	M	N.W.
44005030	MTL-50-300	300	50	50	12	100	12	13
44005040	MTL-50-400	400	50	50	12	200	12	13
44005050	MTL-50-500	500	50	50	12	300	12	13
44005060	MTL-50-600	600	50	50	12	400	12	13
44005070	MTL-50-700	700	50	50	12	500	12	13
44207240	MTL-72-400	400	72	70	18	200	16	18
44207250	MTL-72-500	500	72	70	18	300	16	18
44207260	MTL-72-600	600	72	70	18	400	16	18
44207270	MTL-72-700	700	72	70	18	500	16	18
44410040	MTL-100-400	400	100	70	18	200	16	18
44410050	MTL-100-500	500	100	70	18	300	16	18
44410060	MTL-100-600	600	100	70	18	400	16	18
44410070	MTL-100-700	700	100	70	18	500	16	18

壓塊固定圖 Clamp kits



型號 MODEL	S (Optional)	T (Standard)	U	V
MTL-50-300	13(M12x35Lx3)	M12x35Lx4	82	114
MTL-50-400	13(M12x35Lx4)	M12x35Lx4	82	114
MTL-50-500	13(M12x35Lx5)	M12x35Lx4	82	114
MTL-50-600	13(M12x35Lx6)	M12x35Lx4	82	114
MTL-50-700	13(M12x35Lx7)	M12x35Lx4	82	114
MTL-72-400	18(M16x50Lx4)	M16x50Lx4	100	132
MTL-72-500	18(M16x50Lx5)	M16x50Lx4	100	132
MTL-72-600	18(M16x50Lx6)	M16x50Lx4	100	132
MTL-72-700	18(M16x50Lx7)	M16x50Lx4	100	132
MTL-100-400	18(M16x50Lx4)	M16x50Lx4	128	160
MTL-100-500	18(M16x50Lx5)	M16x50Lx4	128	160
MTL-100-600	18(M16x50Lx6)	M16x50Lx4	128	160
MTL-100-700	18(M16x50Lx7)	M16x50Lx4	128	160

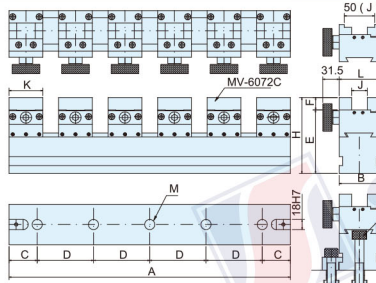

標準出貨工件夾持數量 Standard Workpiece Capacity (每台附4只夾具/4pcs only)

特殊夾持數量訂購選購 Optional Capacity

Opening 開口 (W)	Standard Capacity		Optional Capacity			
	1	2	6	8	10	12
MTL-50-300-T	96	29	7			
MTL-50-400-T	146	54	24	8		
MTL-50-500-T	196	79	40	21	9	1.8
MTL-50-600-T	246	104	57	33	19	10
MTL-50-700-T	296	129	74	46	29	18.5
MTL-72-400-T	129	39	9			
MTL-72-500-T	179	64	26	7		
MTL-72-600-T	229	89	43	19	5	
MTL-72-700-T	279	114	59	32	15	4.5
MTL-100-400-T	120	32	2			
MTL-100-500-T	170	57	19			
MTL-100-600-T	220	82	36	13		
MTL-100-700-T	270	107	52	25	9	

彈性化並列式虎鉗 FLEXIBLE YES VISE

• 整座硬化熱處理 Hardened



5μ 夾緊後工件上浮量
Jaw lift and workpiece tilt

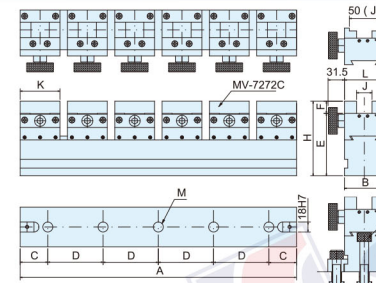
訂購編號 Order NO	型號 Model	J
40107230	MV-6072CS-300	0-50
40107240	MV-6072CS-400	0-50
40107250	MV-6072CS-500	0-50
40107260	MV-6072CS-600	0-50
40107270	MV-6072CS-700	0-50

PAT.

訂購編號 Order NO	型號 Model	A	B	C	D	E	F	H	J	K	L	M (Optional)	N (Standard)	MV-6072C	淨重 N.W.	備註 Remark
40007230	MV-6072C-300	300	72	50	100	113	18	131	0-25	60	72	M16×80L×3	M16×50L×4	4 pcs	20.0	
40007240	MV-6072C-400	400	72	50	100	113	18	131	0-25	60	72	M16×80L×4	M16×50L×4	5 pcs	25.5	
40007250	MV-6072C-500	500	72	50	100	113	18	131	0-25	60	72	M16×80L×5	M16×50L×4	6 pcs	31.0	
40007260	MV-6072C-600	600	72	50	100	113	18	131	0-25	60	72	M16×80L×6	M16×50L×4	7 pcs	36.2	
40007270	MV-6072C-700	700	72	50	100	113	18	131	0-25	60	72	M16×80L×7	M16×50L×4	8 pcs	41.5	

彈性化並列式虎鉗 FLEXIBLE YES VISE

• 整座硬化熱處理 Hardened



5μ 夾緊後工件上浮量
Jaw lift and workpiece tilt

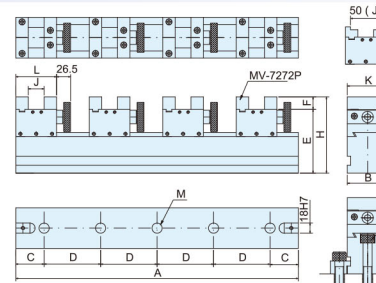

訂購編號 Order NO	型號 Model	J
40307230	MV-7272CS-300	0-50
40307240	MV-7272CS-400	0-50
40307250	MV-7272CS-500	0-50
40307260	MV-7272CS-600	0-50
40307270	MV-7272CS-700	0-50

PAT.

訂購編號 Order NO	型號 Model	A	B	C	D	E	F	H	J	K	L	M (Optional)	N (Standard)	MV-7272C	淨重 N.W.	備註 Remark
40207230	MV-7272C-300	300	72	50	100	113	18	131	0-25	72	72	M16×80L×3	M16×50L×4	3 pcs	18.5	
40207240	MV-7272C-400	400	72	50	100	113	18	131	0-25	72	72	M16×80L×4	M16×50L×4	4 pcs	25.0	
40207250	MV-7272C-500	500	72	50	100	113	18	131	0-25	72	72	M16×80L×5	M16×50L×4	6 pcs	32.5	
40207260	MV-7272C-600	600	72	50	100	113	18	131	0-25	72	72	M16×80L×6	M16×50L×4	7 pcs	38.0	
40207270	MV-7272C-700	700	72	50	100	113	18	131	0-25	72	72	M16×80L×7	M16×50L×4	8 pcs	44.0	

彈性化並列式虎鉗 FLEXIBLE YES VISE

• 整座硬化熱處理 Hardened



5μ 夾緊後工件上浮量
Jaw lift and workpiece tilt

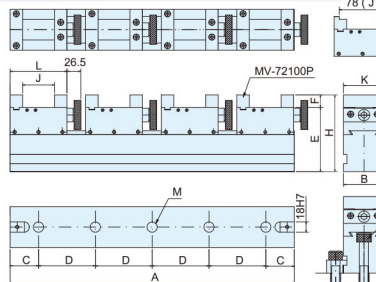

訂購編號 Order NO	型號 Model	J
40507230	MV-7272PS-300	0-50
40507240	MV-7272PS-400	0-50
40507250	MV-7272PS-500	0-50
40507260	MV-7272PS-600	0-50
40507270	MV-7272PS-700	0-50

PAT.

訂購編號 Order NO	型號 Model	A	B	C	D	E	F	H	J	K	L	M (Optional)	N (Standard)	MV-7272P	淨重 N.W.	備註 Remark
40407230	MV-7272P-300	300	72	50	100	113	18	131	0-25	72	72	M16×80L×3	M16×50L×4	3 pcs	18.0	
40407240	MV-7272P-400	400	72	50	100	113	18	131	0-25	72	72	M16×80L×4	M16×50L×4	4 pcs	24.0	
40407250	MV-7272P-500	500	72	50	100	113	18	131	0-25	72	72	M16×80L×5	M16×50L×4	5 pcs	30.0	
40407260	MV-7272P-600	600	72	50	100	113	18	131	0-25	72	72	M16×80L×6	M16×50L×4	6 pcs	36.0	
40407270	MV-7272P-700	700	72	50	100	113	18	131	0-25	72	72	M16×80L×7	M16×50L×4	7 pcs	42.0	

彈性化並列式虎鉗 FLEXIBLE YES VISE

• 整座硬化熱處理 Hardened



5μ 夾緊後工件上浮量
Jaw lift and workpiece tilt

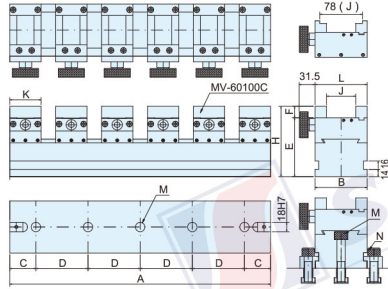
訂購編號 Order NO	型號 Model	J
40707230	MV-72100PS-300	0-78
40707240	MV-72100PS-400	0-78
40707250	MV-72100PS-500	0-78
40707260	MV-72100PS-600	0-78
40707270	MV-72100PS-700	0-78

PAT.

訂購編號 Order NO	型號 Model	A	B	C	D	E	F	H	J	K	L	M (Optional)	N (Standard)	MV-72100P	淨重 N.W.	備註 Remark
40607230	MV-72100P-300	300	72	50	100	113	18	131	0-52	72	100	M16×80L×3	M16×50L×4	2 pcs	17.0	
40607240	MV-72100P-400	400	72	50	100	113	18	131	0-52	72	100	M16×80L×4	M16×50L×4	3 pcs	23.0	
40607250	MV-72100P-500	500	72	50	100	113	18	131	0-52	72	100	M16×80L×5	M16×50L×4	4 pcs	28.5	
40607260	MV-72100P-600	600	72	50	100	113	18	131	0-52	72	100	M16×80L×6	M16×50L×4	4 pcs	33.5	
40607270	MV-72100P-700	700	72	50	100	113	18	131	0-52	72	100	M16×80L×7	M16×50L×4	5 pcs	39.6	

彈性化並列式虎鉗 FLEXIBLE YES VISE

• 整座硬化熱處理 Hardened



5μ 夾緊後工件上浮量
Jaw lift and workpiece tilt

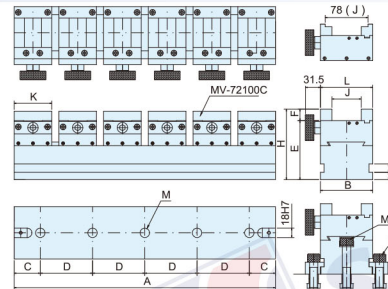
訂購編號 Order NO	型號 Model	J
41110030	MV-60100CS-300	0-78
41110040	MV-60100CS-400	0-78
41110050	MV-60100CS-500	0-78
41110060	MV-60100CS-600	0-78
41110070	MV-60100CS-700	0-78

PAT.

訂購編號 Order NO	型號 Model	A	B	C	D	E	F	H	J	K	L	M (Optional)	N (Standard)	MV-6100C	淨重 N.W.	備註 Remark
41010030	MV-60100C-300	300	100	50	100	113	18	131	0-52	60	100	M16×80L×3	M16×50L×4	4 pcs	25.5	
41010040	MV-60100C-400	400	100	50	100	113	18	131	0-52	60	100	M16×80L×4	M16×50L×4	5 pcs	33.0	
41010050	MV-60100C-500	500	100	50	100	113	18	131	0-52	60	100	M16×80L×5	M16×50L×4	6 pcs	41.0	
41010060	MV-60100C-600	600	100	50	100	113	18	131	0-52	60	100	M16×80L×6	M16×50L×4	7 pcs	49.5	
41010070	MV-60100C-700	700	100	50	100	113	18	131	0-52	60	100	M16×80L×7	M16×50L×4	8 pcs	55.1	

彈性化並列式虎鉗 FLEXIBLE YES VISE

• 整座硬化熱處理 Hardened



5μ 夾緊後工件上浮量
Jaw lift and workpiece tilt

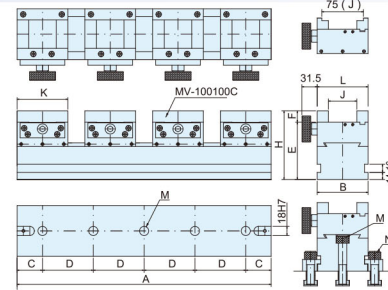
訂購編號 Order NO	型號 Model	J
41310030	MV-72100CS-300	0-78
41310040	MV-72100CS-400	0-78
41310050	MV-72100CS-500	0-78
41310060	MV-72100CS-600	0-78
41310070	MV-72100CS-700	0-78

PAT.

訂購編號 Order NO	型號 Model	A	B	C	D	E	F	H	J	K	L	M (Optional)	N (Standard)	MV-72100C	淨重 N.W.	備註 Remark
41210030	MV-72100C-300	300	100	50	100	113	18	131	0-52	72	100	M16×80L×3	M16×50L×4	3 pcs	18.2	
41210040	MV-72100C-400	400	100	50	100	113	18	131	0-52	72	100	M16×80L×4	M16×50L×4	4 pcs	33.0	
41210050	MV-72100C-500	500	100	50	100	113	18	131	0-52	72	100	M16×80L×5	M16×50L×4	6 pcs	44.0	
41210060	MV-72100C-600	600	100	50	100	113	18	131	0-52	72	100	M16×80L×6	M16×50L×4	7 pcs	52.0	
41210070	MV-72100C-700	700	100	50	100	113	18	131	0-52	72	100	M16×80L×7	M16×50L×4	8 pcs	60.0	

彈性化並列式虎鉗 FLEXIBLE YES VISE

• 整座硬化熱處理 Hardened



5μ 夾緊後工件上浮量
Jaw lift and workpiece tilt

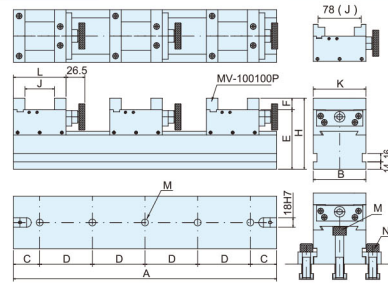
訂購編號 Order NO	型號 Model	J
41510030	MV-100100CS-300	0-75
41510040	MV-100100CS-400	0-75
41510050	MV-100100CS-500	0-75
41510060	MV-100100CS-600	0-75
41510070	MV-100100CS-700	0-75

PAT.

訂購編號 Order NO	型號 Model	A	B	C	D	E	F	H	J	K	L	M (Optional)	N (Standard)	MV-100100C	淨重 N.W.	備註 Remark
41410030	MV-100100C-300	300	100	50	100	113	18	131	0-50	100	100	M16×80L×3	M16×50L×4	2 pcs	24.0	
41410040	MV-100100C-400	400	100	50	100	113	18	131	0-50	100	100	M16×80L×4	M16×50L×4	3 pcs	33.0	
41410050	MV-100100C-500	500	100	50	100	113	18	131	0-50	100	100	M16×80L×5	M16×50L×4	4 pcs	43.0	
41410060	MV-100100C-600	600	100	50	100	113	18	131	0-50	100	100	M16×80L×6	M16×50L×4	5 pcs	52.0	
41410070	MV-100100C-700	700	100	50	100	113	18	131	0-50	100	100	M16×80L×7	M16×50L×4	6 pcs	61.0	

彈性化並列式虎鉗 FLEXIBLE YES VISE

• 整座硬化熱處理 Hardened



5μ 夾緊後工件上浮量
Jaw lift and workpiece tilt

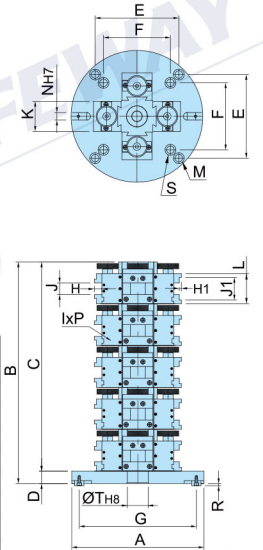

訂購編號 Order NO	型號 Model	J
41710030	MV-100100PS-300	0-78
41710040	MV-100100PS-400	0-78
41710050	MV-100100PS-500	0-78
41710060	MV-100100PS-600	0-78
41710070	MV-100100PS-700	0-78

PAT.

訂購編號 Order NO	型號 Model	A	B	C	D	E	F	H	J	K	L	M (Optional)	N (Standard)	MV-100100P	淨重 N.W.	備註 Remark
41610030	MV-100100P-300	300	100	50	100	113	18	131	0-50	100	100	M16×80L×3	M16×50L×4	2 pcs	24.0	
41610040	MV-100100P-400	400	100	50	100	113	18	131	0-50	100	100	M16×80L×4	M16×50L×4	3 pcs	33.5	
41610050	MV-100100P-500	500	100	50	100	113	18	131	0-50	100	100	M16×80L×5	M16×50L×4	4 pcs	43.0	
41610060	MV-100100P-600	600	100	50	100	113	18	131	0-50	100	100	M16×80L×6	M16×50L×4	4 pcs	47.9	
41610070	MV-100100P-700	700	100	50	100	113	18	131	0-50	100	100	M16×80L×7	M16×50L×4	5 pcs	57.0	

4 面直立 / 彈性化並列式虎鉗 4 UPRIGHT YES VISE ON JIG BLOCK

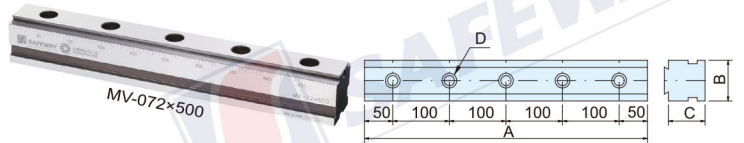

MV-V4



訂購編號 Order NO	型號 Model	A	B	C	D	E	F	G	K	P	I	J	J1	備註 Remark
42007230	MV-7272P-300V4	316	330	300	30	200	160	280	72	12 pcs	MV-7272P	0-25	0-50	
42007250	MV-7272P-500V4	316	530	500	30	200	160	280	72	20 pcs	MV-7272P	0-25	0-50	
42007265	MV-7272P-650V4	316	680	650	30	200	160	280	72	24 pcs	MV-7272P	0-25	0-50	
42207030	MV-72100P-300V4	316	330	300	30	200	160	280	72	8 pcs	MV-72100P	0-52	0-78	
42207250	MV-72100P-500V4	316	530	500	30	200	160	280	72	16 pcs	MV-72100P	0-52	0-78	
42207265	MV-72100P-650V4	316	680	650	30	200	160	280	72	20 pcs	MV-72100P	0-52	0-78	
42410030	MV-100100P-300V4	316	330	300	30	200	160	280	100	8 pcs	MV-100100P	0-52	0-78	
42410050	MV-100100P-500V4	316	530	500	30	200	160	280	100	16 pcs	MV-100100P	0-52	0-78	
42410065	MV-100100P-650V4	316	680	650	30	200	160	280	100	20 pcs	MV-100100P	0-52	0-78	

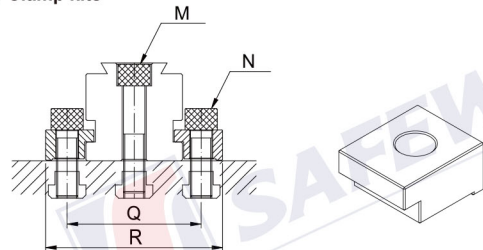
虎鉗滑座 YES VISE

並列式虎鉗本台 YES VISE MAIN BODY



訂購編號 Order NO	型號 Model	A	B	C	D (Optional)	淨重 N.W.	備註 Remark
42072300	MV-072x300	300	72	65	M16x80Lx3	10.6	
42072400	MV-072x400	400	72	65	M16x80Lx4	14.2	
42072500	MV-072x500	500	72	65	M16x80Lx5	17.8	
42072600	MV-072x600	600	72	65	M16x80Lx6	21.2	
42072700	MV-072x700	700	72	65	M16x80Lx7	24.8	
42100300	MV-100x300	300	100	65	M16x80Lx3	15.2	
42100400	MV-100x400	400	100	65	M16x80Lx4	20.2	
42100500	MV-100x500	500	100	65	M16x80Lx5	25.4	
42100600	MV-100x600	600	100	65	M16x80Lx6	30.2	
42100700	MV-100x700	700	100	65	M16x80Lx7	34.8	


壓塊固定圖 Clamp kits



型號 Model	M (Optional)	N (Standard)	Q	R
MV-072x300	M16x80Lx3	M16x50Lx4	100	132
MV-072x400	M16x80Lx4	M16x50Lx4	100	132
MV-072x500	M16x80Lx5	M16x50Lx4	100	132
MV-072x600	M16x80Lx6	M16x50Lx4	100	132
MV-072x700	M16x80Lx7	M16x50Lx4	100	132
MV-100x300	M16x80Lx3	M16x50Lx4	128	160
MV-100x400	M16x80Lx4	M16x50Lx4	128	160
MV-100x500	M16x80Lx5	M16x50Lx4	128	160
MV-100x600	M16x80Lx6	M16x50Lx4	128	160
MV-100x700	M16x80Lx7	M16x50Lx4	128	160

標準附件 Standard Accessories

Vises locked block / 壓塊
Model : VL-16 (M16x50L)



Q'ty : 4 sets

導正鍵 / Guide key
18 mm (M6x10L)



Q'ty : 2 pcs

把手 / Handle (6mm)
Model : HA-06



Q'ty : 1 pc

停止檔 / Stopper
Model : ST-05 (M5x6L)



Q'ty : 2-8 pcs

特殊附件 Optional Accessories

螺栓 / Bolts (M16x80L)
T型螺帽 / T-Nut (M16x3-7只)



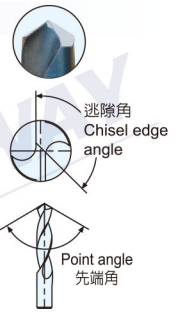
Q'ty : 3-7 pcs

鑽頭研磨機(單砂輪 / 雙砂輪) DRILL GRINDING MACHINE (SINGLE WHEEL / TWIN WHEEL)

- 078201300 SA-1300-110V
- 078272000 SA-2000-110V
- 078242500 SA-2500-110V
- 078221300 SA-1300-240V
- 078282000 SA-2000-240V
- 078262500 SA-2500-240V



- 078201302 SA-1302-110V
- 078272002 SA-2002-110V
- 078242502 SA-2502-110V
- 078221302 SA-1302-240V
- 078282002 SA-2002-240V
- 078262502 SA-2502-240V



簡單
Easy

精確
Accurate

快速
Fast

- 一台機械同時裝置有兩只砂輪，一只為CBN砂輪，可用於高速鋼(HSS)鑽頭，一只為鑽石砂輪，可用於碳化鎢鑽頭，免除常換砂輪的困擾。
- 操作簡單，研磨精確，經濟實惠。
- 手提式設計，攜帶方便，室內、室外均可使用。
- 採用鑽石砂輪設計，砂輪壽命極長，研磨角度精確。
- 隱藏式筒夾盒設計，方便管理筒夾。
- 採用高效率AC馬達，頻率穩定，壽命佳。
- Two wheels build in one machine. (Twin wheel), One side (CBN wheel) is suitable for HSS, The other side (Diamond wheel) is suitable for carbide drill.
- Easy operation, Precision grinding and cost saving.
- Hand held for easy movement and can operate inside and outside of the room.
- Use diamond wheel for long lasting service life and precise grinding angle.
- Built-in collet bracket for easy management collets.



標準附件：

- 筒夾 Collets :
SA-1300, 1302: ER-20 Ø3, Ø4, Ø5, Ø6, Ø7, Ø8, Ø9, Ø10, Ø11, Ø12, Ø13 x 11pcs
SA-2000, 2002: ER-25 Ø3, Ø4, Ø5, Ø6, Ø7, Ø8, Ø9, Ø10, Ø11, Ø12, Ø13, Ø14, Ø15, Ø16, Ø17, Ø18, Ø19, Ø20 x 18pcs
SA-2500, 2502: ER-40 Ø13, Ø14, Ø15, Ø16, Ø17, Ø18, Ø19, Ø20, Ø21, Ø22, Ø23, Ø24, Ø25, Ø26 x 14pcs
- 砂輪 Wheel :
CBN #200 x 1pc (SA-1300, SA-2000) (HSS鑽頭用 for HSS drill)
CBN #140 x 1pc (SA-2500) (HSS鑽頭用 for HSS drill)
CBN #200 x 1pc (HSS鑽頭用 for HSS drill) ,
鑽石砂輪 #400 x 1pc (碳化鎢鑽頭用) (SA-1302, SA-2002)
CBN #140 x 1pc (HSS鑽頭用) ,
鑽石砂輪 #300 x 1pc (碳化鎢鑽頭用) (SA-2502)
• 4 mm 六角扳手 x 1pc

Standard Accessories :

- Collets :
SA-1300, 1302: ER-20 Ø3, Ø4, Ø5, Ø6, Ø7, Ø8, Ø9, Ø10, Ø11, Ø12, Ø13 x 11pcs
SA-2000, 2002: ER-25 Ø3, Ø4, Ø5, Ø6, Ø7, Ø8, Ø9, Ø10, Ø11, Ø12, Ø13, Ø14, Ø15, Ø16, Ø17, Ø18, Ø19, Ø20 x 18pcs
SA-2500, 2502: ER-40 Ø13, Ø14, Ø15, Ø16, Ø17, Ø18, Ø19, Ø20, Ø21, Ø22, Ø23, Ø24, Ø25, Ø26 x 14pcs
- Wheel :
CBN #200 x 1pc (SA-1300, SA-2000) (for HSS drill)
CBN #140 x 1pc (SA-2500) (for HSS drill)
CBN #200 x 1pc (for HSS drill), Diamond wheel #400 x 1pc (for Carbide drill) (SA-1302, SA-2002)
CBN #140 x 1 pc (for HSS drill), Diamond wheel #300 x 1pc (for Carbide drill) (SA-2502)
• 4 mm Hex. wrench x 1pc

特殊附件：

- 筒夾 :
SA-1300, 1302: ER-20 Ø3.5, Ø4.5, Ø5.5, Ø6.5, Ø7.5, Ø8.5, Ø9.5, Ø10.5, Ø11.5, Ø12.5 x 10pcs
SA-2000, 2002: ER-25 Ø3.5, Ø4.5, Ø5.5, Ø6.5, Ø7.5, Ø8.5, Ø9.5, Ø10.5, Ø11.5, Ø12.5, Ø13.5, Ø14.5, Ø15.5, Ø16.5, Ø17.5, Ø18.5, Ø19.5 x 17pcs
SA-2500, 2502: ER-40 Ø13.5, Ø14.5, Ø15.5, Ø16.5, Ø17.5, Ø18.5, Ø19.5, Ø20.5, Ø21.5, Ø22.5, Ø23.5, Ø24.5, Ø25.5 x 13pcs (Ø27, Ø28, Ø29, Ø30)
• 砂輪 : (適合碳化鎢鑽頭使用)
鑽石砂輪 #400 x 1pc (SA-1300, SA-2000)
鑽石砂輪 #300 x 1pc (SA-2500)

Optional Accessories :

- Collets :
SA-1300, 1302: ER-20 Ø3.5, Ø4.5, Ø5.5, Ø6.5, Ø7.5, Ø8.5, Ø9.5, Ø10.5, Ø11.5, Ø12.5 x 10pcs
SA-2000, 2002: ER-25 Ø3.5, Ø4.5, Ø5.5, Ø6.5, Ø7.5, Ø8.5, Ø9.5, Ø10.5, Ø11.5, Ø12.5, Ø13.5, Ø14.5, Ø15.5, Ø16.5, Ø17.5, Ø18.5, Ø19.5 x 17pcs
SA-2500, 2502: ER-40 Ø13.5, Ø14.5, Ø15.5, Ø16.5, Ø17.5, Ø18.5, Ø19.5, Ø20.5, Ø21.5, Ø22.5, Ø23.5, Ø24.5, Ø25.5 x 13pcs (Ø27, Ø28, Ø29, Ø30)
• Wheel : (Diamond For Carbide drill)
Diamond wheel #400 x 1pc (SA-1300, SA-2000)
Diamond wheel #300 x 1pc (SA-2500)

PAT.

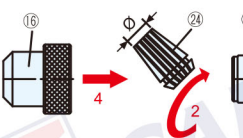
訂購編號 Order NO	型號 Model	直徑範圍 Dia. Capacity	角度範圍 Angle Capacity	電源 / Power (單相 / Single)	淨重 N.W.	毛重 G.W.	保險絲 Fuse (慢斷型)	鑽石砂輪 Wheel	筒夾 Collet	外型尺寸 Dimension	備註 Remark
078201300	SA-1300	Ø3~13mm	90°~144°(Ø6~13)	AC100~110V 50~60Hz	10	11	6A	CBN#200	ER-20	320x220x200	
078221300		(Ø2 optional)	118°~135°(Ø2~6)	AC220~240V 50~60Hz			3A				
078272000		Ø3~20mm	90°~144°(Ø6~20)	AC100~110V 50~60Hz	16	17	8A	CBN#200	ER-25	415x240x220	
078282000	SA-2000	(Ø2 optional)	118°~135°(Ø2~6)	AC220~240V 50~60Hz			4A				
078242500		Ø13~26mm	90°~144°(Ø13~26)	AC100~110V 50~60Hz	26	27	8A	CBN#140	ER-40	490x270x250	
078262500		(Ø27~30 optional)	118°~135°(Ø27~30)	AC220~240V 50~60Hz			4A				
078201302	SA-1302	Ø3~13mm	90°~144°(Ø6~13)	AC100~110V 50~60Hz	12	13	6A	CBN #200	ER-20	350x250x220	
078221302		(Ø2 optional)	118°~135°(Ø2~6)	AC220~240V 50~60Hz			3A	鑽石砂輪400			
078272002		Ø3~20mm	90°~144°(Ø6~20)	AC100~110V 50~60Hz	18	19	8A	CBN #200	ER-25	360x280x230	
078282002	SA-2002	(Ø2 optional)	118°~135°(Ø2~6)	AC220~240V 50~60Hz			4A	鑽石砂輪400			
078242502		Ø13~26mm	90°~144°(Ø13~26)	AC100~110V 50~60Hz	29	30	8A	CBN #140	ER-40	420x310x270	
078262502		(Ø27~30 optional)	118°~135°(Ø27~30)	AC220~240V 50~60Hz			4A	鑽石砂輪300			

鑽頭研磨機 (單砂輪 / 雙砂輪) DRILL GRINDING MACHINE (SINGLE WHEEL / TWIN WHEEL)

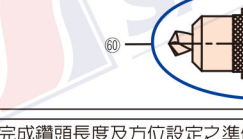
型號 Model	筒夾 Collet	標準附件 Standard	特殊附件 Optional
SA-1300	ER20	ø3-ø13	ø2.5
SA-2000	ER25	ø3-ø20	ø2.5
SA-2500	ER40	ø13-ø26	ø27-ø30
SA-1302	ER20	ø3-ø13	ø2.5
SA-2002	ER25	ø3-ø20	ø2.5
SA-2502	ER40	ø13-ø26	ø27-ø30

鑽頭研磨機 / 操作說明 DRILL GRINDING MACHINE / OPERATION :


A. 筒夾 / Collet



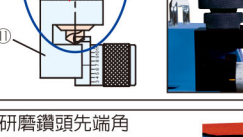
B. 長度及方位設定 / Position & Length Pre-setting




C. 先端角研磨 / Point Angle



D. 逃隙角研磨 / Chisel Edge Angle



E. 如何更換鑽石砂輪
How to change grinding wheel



A. 如何完成鑽頭研磨前準備 / How to prepare for drill grinding

1. 首先確認鑽頭直徑，再選擇筒夾 ⑭ 直徑。
2. 將已選筒夾以適當角度放入筒夾迫緊帽內 ⑮。
3. 鑽頭插入筒夾內，並伸出約35 mm左右，但不可鎖緊。
4. 筒夾環 ⑯ 套入筒夾 ⑭ 並鎖入筒夾迫緊帽 ⑮ 然後輕輕鎖入並保持鑽頭可用手旋轉。
5. 以上步驟即完成鑽頭研磨前準備 ⑰。

B. 如何完成鑽頭長度及方位設定之準備

1. 首先將刻度環 ⑱ 調到所須研磨鑽頭直徑一樣。
2. 將整組已準備好之鑽頭夾頭組 ⑲ (如A1-A4步驟)插入長度設定座 ⑲ 內，並將直銷 ⑳ 嵌入凹槽內。
3. 將整組鑽頭夾頭組 ⑲ 順時鐘方向旋轉至頂住直銷 ⑳ 同時將鑽頭順時鐘方向旋轉至頂住鑽頭刀刃為止。
4. 筒夾迫緊環 ⑳ 順時鐘方向將鑽頭鎖緊。
5. 將整組鑽頭夾頭組 ⑲ 取出，確認鑽頭先端刀刃與筒夾環凹槽是否平行，如沒有平行，要再重新設定一次。

C. 如何研磨鑽頭先端角

1. 將整組鑽頭夾頭組 ⑲ 再插入先端角研磨座 ⑳ 並將凹槽嵌入直銷 ⑳ 內。
2. 將整組鑽頭夾頭組 ⑲ 輕輕接觸砂輪，並順時鐘、逆時鐘方向旋轉約5-6次研磨，直到沒有研磨聲音為止即可。
3. 將鑽頭夾頭組 ⑲ 取出，轉180°，再依上述1, 2步驟重複研磨一次，即可完成鑽頭兩刃先端角。

D. 如何研磨鑽頭逃隙角

1. 將整組鑽頭夾頭組 ⑲ 再插入逃隙角研磨座 ㉑ 並將凹槽嵌入直銷 ⑳ 內。
2. 將整組鑽頭夾頭組 ⑲ 輕輕接觸砂輪，並順時鐘、逆時鐘方向旋轉約5-6次研磨，直到沒有研磨聲音為止即可。
3. 將整組鑽頭夾頭組 ⑲ 取出，轉180°，再依上述1, 2步驟重複研磨一次，即可完成鑽頭兩刃逃隙角。

E. 如何更換鑽石砂輪

1. 將本機右側旋鈕 ㉒ 鬆開，並將側蓋 ㉓ 掀開。
2. 用4 mm六角扳手逆時鐘方向將螺絲 ㉔ 鬆開。
3. 更換新鑽石砂輪，再將螺絲鎖上即可。
4. 將側蓋 ㉓ 蓋好，並將旋鈕 ㉒ 鎖緊。

A. How to prepare for drill grinding:

1. Make sure of the drill diameter to choose the right Collet ⑭.
2. Lock collet into Collet Holder ⑮ properly.
3. Insert drill into collet with 35 mm extension, no tight locking.
4. Insert Collet Nut ⑯ into Collet ⑭ to lock Collet Holder ⑮. Operate slightly to turn the drill by hand.
5. Drill grinding preparation ends for Collet Chuck Set ⑰.

B. How to position the length and movement of the drill:

1. Adjust Scale ⑱ in line with the dia. of drill.
2. Put the whole set into Length Pre-Setting Bracket ⑲ (According to Step A1 - A4) and insert Pin ⑳ into the slot.
3. Turn Collet Chuck Set ⑲ clockwise to support against Pin ⑳ and turn drill clockwise until it touches drill cutting edge.
4. Tight Collet Holder ⑳ clockwise.
5. Take out of Collet Chuck Set ⑲ and make sure the cutting edge and collet holder slots are paralleled with each other. If not, the whole process must be repeated. Attention: if drill spiral is different, please reset the parallel and adjust Scale Ring ⑱ in line with diameter of drill.

C. How to grind point angle:

1. Put Collet Chuck Set ⑲ into Point Angle Bracket ⑳ and then insert the slot into the pin ⑳.
2. Push Collet Chuck Set ⑲ to light touch the wheel and turn clockwise and reverse about 5-6 times until grinding noise disappears.
3. Take out Collet Chuck Set ⑲ and turn it 180 degree. Repeat Step 1 and 2 to finish point angle grinding.

D. How to grind drill chisel edge angle:

1. Put Collet Chuck Set ⑲ into Chisel Edge Angle Bracket ㉑ and then insert the slot into the pin ⑳.
2. Push Collet Chuck Set ⑲ to light touch the wheel and turn clockwise and reverse about 5-6 times until grinding noise disappears.
3. Take out Collet Chuck Set ⑲ and turn it 180 degree. Repeat Step 1 and 2 to finish grinding drill chisel edge angle on two drill chisel edge.

E. How to change grinding wheel:

1. Loose Knob ㉒ and open Cover ㉓.
2. Loose Screw ㉔ with 4mm hexagonal wrench.
3. Change the grinding wheel and install it back.
4. Make sure Cover ㉓ is tightened with Knob ㉒.


Attention: If Screw ㉔ is not tightened properly, the Cover ㉓ will not be fastened enough. It is dangerous to switch on the machine before the Knob ㉒ being tightened fully.

特性：

- 可研磨SG-ES鑽頭，可研磨第三後逃斜面，而靜點大小可以任意調整。
- 操作簡單，研磨精確，經濟實惠。
- 手提式設計，攜帶方便，室內、室外均可使用。
- 砂輪壽命極長，研磨角度精確。
- 隱藏式筒夾盒設計，方便管理筒夾。
- 採用高效率AC馬達，頻率穩定，壽命佳。

FEATURES:


- Most suitable for SG-ES drill, With adjustable chisel edge length and tertiary facet.
- Easy operating, accurate grinding, and cost-saving.
- Portable and convenient to carry in any place.
- Adopt long lasting, precise grinding wheel.
- Built-in collet bracket for easily organizing.
- Adopt high efficient, stable frequency and long lasting AC motor.



XR type

3斜面鑽頭研磨機

可調整靜點大小與研磨第三後逃斜面
Adjustable chisel edge length and tertiary facet



X type

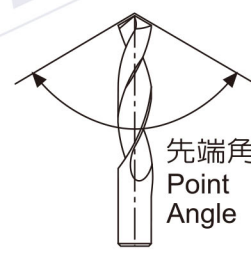
2斜面鑽頭研磨機

可調整靜點大小
Adjustable chisel edge length

簡單
Easy

精確
Accurate

快速
Fast



SA-1313 (Ø3-Ø13)
SA-2020 (Ø3-Ø20)
適用鑽頭：三斜面鑽頭SG-ES

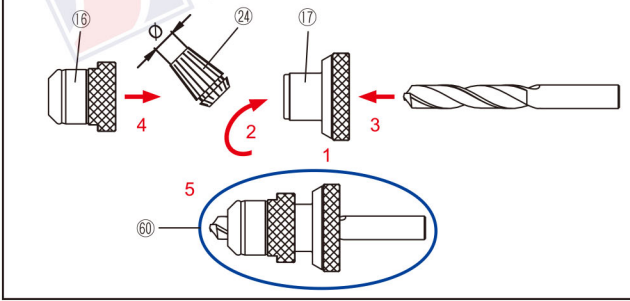


SA-1301 (Ø3-Ø13)
SA-2001 (Ø3-Ø20)
適用鑽頭：高速鋼HSS / 碳化鎢Carbide



一般鑽頭可依轉速高低、材質軟硬程度來決定靜點大小。本產品首創可以任意依客戶需求調整靜點大小，且簡單與精確，實為研磨鑽頭之利器。

Easy, Precise and First application for drill with different chisel edge length.

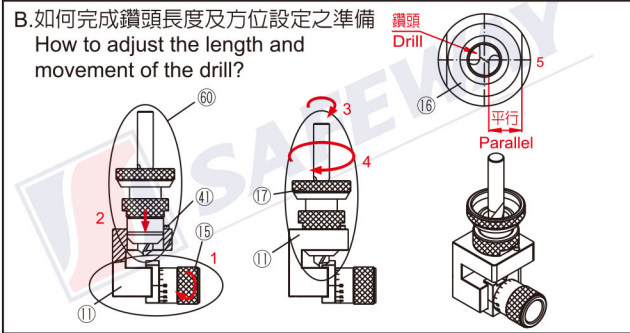
A. 如何完成鑽頭研磨前準備 / How to prepare for drill grinding

A. 如何完成鑽頭研磨前準備:

1. 首先確認鑽頭直徑，再選擇筒夾 (24) 直徑。
2. 將已選筒夾以適當角度嵌入筒夾迫緊帽內 (17)。
3. 鑽頭插入筒夾內，並伸出約35mm左右，但不可鎖緊。
4. 筒夾環 (16) 套入筒夾 (24) 並鎖入筒夾迫緊帽 (17) 然後輕輕鎖入並保持鑽頭可用手旋轉。
5. 以上步驟即完成鑽頭研磨前準備 (60)。

B. 如何完成鑽頭長度及方位設定之準備:

1. 首先將刻度環 (15) 調到所須研磨鑽頭直徑一樣。
2. 將整組已準備好之鑽頭夾頭組 (60) (如A1-A4步驟) 插入長度設定座 (11) 內，並將直銷 (4) 嵌入凹槽內。
3. 將整組鑽頭夾頭組 (60) 順時鐘方向旋轉至頂住直銷 (4) 同時將鑽頭順時鐘方向旋轉至頂住鑽頭刀刃為止。
4. 筒夾迫緊帽 (17) 順時鐘方向將鑽頭鎖緊。
5. 將整組鑽頭夾頭組 (60) 取出，確認鑽頭先端刀刃與筒夾環凹槽是否平行，如沒有平行，要再重新設定一次。

注意: 如鑽頭螺旋形式不一，請自行設定平行後，再將刻度環數字調整與鑽頭直徑數字一樣。

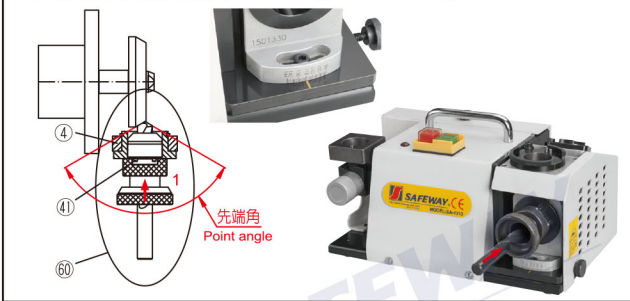
B. 如何完成鑽頭長度及方位設定之準備
 How to adjust the length and movement of the drill?

C. 如何研磨鑽頭先端角:

1. 將整組鑽頭夾頭組 (60) 再插入研磨座 (4)，並將直銷 (4) 嵌入凹槽內。
2. 將整組鑽頭夾頭組 (60) 輕輕接觸砂輪，並順時鐘、逆時鐘方向旋轉約5-6次研磨直到沒有研磨聲音為止即可。
3. 將整組鑽頭夾頭組 (60) 取出轉180°，再依上述C1-C2步驟重複研磨一次，即可完成鑽頭兩刃先端角。

D. 如何研磨鑽頭靜點大小 (逃隙角):

1. 首先鬆開螺絲 (36)，將刻度環調到所須靜點大小(依照上頁table 1)，再將螺絲鎖上即可。
2. 將整組鑽頭夾頭組 (60) 再插入逃隙角研磨座 (7)，並將凹槽嵌入直銷內。
3. 將整組鑽頭夾頭組 (60) 輕輕接觸砂輪，並順時鐘、逆時鐘方向旋轉約5-6次研磨，直到沒有研磨聲音為止即可。
4. 將整組鑽頭夾頭組 (60) 取出，轉180°，再依上述D1-D2步驟重複研磨一次，即可完成鑽頭兩刃逃隙角。

注意: 鑽頭靜點最小值為0.01 mm，最大值為1 mm。

C. 如何研磨鑽頭先端角 / How to grind point angle?

E. 如何研磨鑽頭第三後逃斜面:

1. 將整組鑽頭夾頭組 (60) 再插入研磨座，並將直銷嵌入凹槽內。
2. 將整組鑽頭夾頭組 (60) 輕輕接觸砂輪，直到沒有研磨聲音為止即可。
3. 將整組鑽頭夾頭組 (60) 取出轉180°，再依上述E1-E2步驟重複研磨一次，即可完成鑽頭第三後逃斜面。

注意: 研磨時角度須與先端角相同。

A. How to prepare for drill grinding:

1. Prepare the drill and proper collet (24) for match.
2. Lock collet into holder (17) properly.
3. Insert drill into collet with 35 mm extension and slightly tightened.
4. Insert collet nut (16) into collet (24) to lock collet holder (17). Operate slightly to turn the drill by hand.
5. Drill grinding preparation ends for collet chuck set (60).

B. How to adjust the length and movement of the drill:

1. Settle proper scale (15) in line with the dia. of drill.
2. Put the whole set (60) into Length pre-setting bracket (11) (According to step A1-A4) and insert pin (4) into the slot.
3. Turn collet chuck set (60) clockwise to against pin (4) and either turn drill clockwise until touched drill cutting edge.
4. Tighten collet holder (17) and make sure that the drill is firmly locked.
5. Take out of collet chuck set (60) and check cutting edge and collet nut slot are paralleled with each other. If not, please repeat B1-B4 again.

Attention: If drills are different in spiral form, please reset the parallel and re-adjust scale ring (15) in line with drill diameter.

C. How to grind point angle:

1. Settle proper scale
2. Put collet chuck set (60) into bracket (4) and then against the pin (4).
3. Push collet chuck set (60) "centrally and slightly" that enables the drill touched the wheel and then rotated reversely until soundless.
4. Repeat step C1 and step C2 to finish point angle grinding.

D. How to grind drill chisel edge angel:

1. Loosen socket cap screw (36), Settle proper scale (from table1) and tighten again.
2. Put collet chuck set (60) into bracket (7) and then against the pin (4).
3. Push collet chuck set (60) "centrally and slightly" that enables the drill touched the wheel and then rotates reversely about 5-6 times until soundless.
4. Repeat step D1 and step D2 to finish chisel edge length grinding.

Attention: The range of chisel edge length is from 0.1mm to 1mm.

E. How to grind tertiary facet:

1. Loosen socket cap screw, Settle proper scale and tighten again.
2. Put collet chuck set (60) into bracket and then against the pin (4).
3. Push collet chuck set "centrally and slightly" that enables the drill touched the wheel and then rotates reversely about 5-6 times until soundless.
4. Repeat step E1 and step E2 to finish the tertiary facet grinding.

Attention: The angle should be same as point angle.

鑽頭研磨機 DRILL GRINDING MACHINE

適用可調整靜點大小鑽頭：3斜面鑽頭(XR型)和2斜面鑽頭(X型) Drill with adjustable chisel edge length: XR type / X type

適用2斜面鑽頭、一般麻花鑽

- 型號 ● 078301301 SA-1301-110V
 MODEL ● 078321301 SA-1301-240V
 ● 078302001 SA-2001-110V
 ● 078322001 SA-2001-240V



SA-1301 (Ø3-Ø13)
 SA-2001 (Ø3-Ø20)

●如何研磨鑽頭? ① → ② → ③

- 鎖緊鑽頭。
- 研磨先端角 (90° - 144°) **G**
- 研磨靜點大小 X 可以從刻度 $X=0-1.0\text{ mm}$ 設定。

●如何調整靜點大小?

- 鬆開螺絲 **A**
- 轉動調整環 **B**，依照Table1刻度設定靜點 **C**
 指示所須要靜點大小。

Table 1.	靜點大小 Chisel edge length				
刻度 Scales	0.2	0.4	0.6	0.8	1.0
Length (m/m)	$X=0-1.0\text{ mm}$				
SA-1301 (Ø3-Ø13)	0.17	0.34	0.51	0.68	0.85
SA-2001 (Ø3-Ø20)	0.16	0.32	0.48	0.64	0.80

- 再將螺絲 **A** 鎖上，即完成設定

可調整式靜點
 Adjustable
 chisel edge length

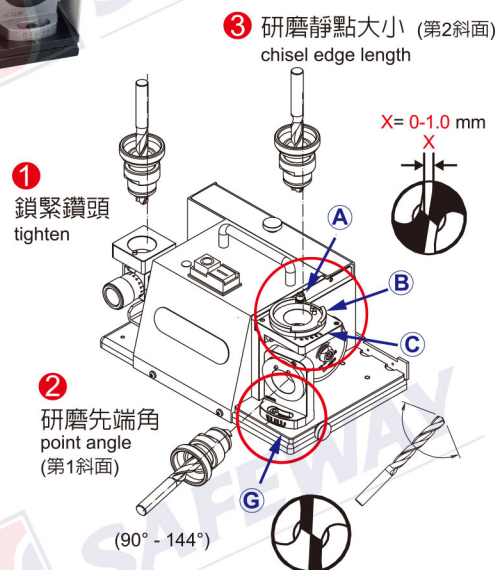
Drill type
 HSS Drill
 Carbide Drill

●How to grind the drill? ① → ② → ③

- Tighten the drill.
- Choose suitable angle (90° - 144°) **G** to grind point angle.
- Grind chisel edge length **C** by setting scales on the collar **B** ($X=0-1.0\text{ mm}$).

●How to adjust chisel edge length?

- Loosen socket cap screw **A**.
- Choose chisel edge length **C** by setting scales on the collar **B** ($X=0-1.0\text{ mm}$). (Table 1)
- Tighten socket cap screw **A** again.



適用3斜面鑽頭

- 型號 ● 078301313 SA-1313-110V
 MODEL ● 078321313 SA-1313-240V
 ● 078302020 SA-2020-110V
 ● 078322020 SA-2020-240V



SA-1313 (Ø3-Ø13)
 SA-2020 (Ø3-Ø20)

●如何研磨3斜面鑽頭? ① → ② → ③ → ④

- 鎖緊鑽頭。
- 研磨先端角 (118° - 144°) **G**
- 研磨靜點大小 X 可以從刻度 $X=0-1.0\text{ mm}$ 設定。
- 研磨第3後逃斜面 **F** (118°-144°)

注意 先端角第1斜面 **G** 須與第3後逃斜面 **F** 的角度 (118°-144°) 相同 ($G=F$)

●如何調整靜點大小?

- 鬆開螺絲 **A**
- 轉動調整環 **B**，依照Table1刻度設定靜點 **C**

Table 1.	靜點大小 Chisel edge length				
刻度 Scales	0.2	0.4	0.6	0.8	1.0
Length (m/m)	$X=0-1.0\text{ mm}$				
SA-1313 (Ø3-Ø13)	0.17	0.34	0.51	0.68	0.85
SA-2020 (Ø3-Ø20)	0.16	0.32	0.48	0.64	0.80

- 再將螺絲 **A** 鎖上，即完成設定

●如何調整第3後逃斜面?

- 鬆開螺絲 **D**
- 調整角度定位環 **E**，設定角度 (118°-144°) **F**
- 再將螺絲 **D** 鎖上，即完成設定。

●How to grind the drill? ① → ② → ③ → ④

- Tighten the drill.
- Set the angle **G** (118°-144°) to grind point angle (1st).
- Set the scale ($X=0-1.0\text{ mm}$) on the collar **B** to grind chisel edge length (2nd).
- Grind tertiary facet **F** (118°-144°)

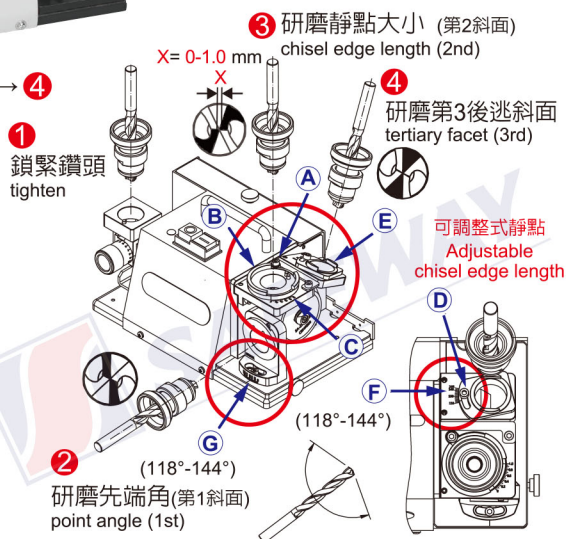
Note The angle of **G** and **F** must be same.

●How to adjust chisel edge length (2nd)?

- Loosen socket cap screw **A**.
- Choose suitable chisel edge length **C** by setting scales on the collar **B**. (Table 1)
- Lock socket cap screw **A** again.

●How to grind tertiary facet?

- Loosen socket cap screw **D**.
- Set the angle **F** (118°-144°) by setting scales of the collar **E**.
- Lock socket cap screw **D** again.



單位 Unit : mm

訂購編號 Order NO	型號 Model	直徑範圍 Dia. Capacity	角度範圍 Angle Capacity	電源 / Power (單相 / Single)	淨重 N.W.	毛重 G.W.	保險絲 Fuse (慢斷型)	砂輪 Wheel	筒夾 Collet	外型尺寸 Dimension	備註 Remark
二 斜 面 X	078301301	SA-1301	90°~144°	AC100~110V 50~60Hz	11kg	12kg	6A	CBN#200	ER-20	335x220x200	
	AC220~240V 50~60Hz			3A							
	078302001	SA-2001		AC100~110V 50~60Hz	17kg	18kg	8A				
	AC220~240V 50~60Hz			4A							
三 斜 面 XR	078301313	SA-1313	118°~144°	AC100~110V 50~60Hz	11kg	12kg	6A	CBN#200	ER-20	335x220x200	
	AC220~240V 50~60Hz			3A							
	078302020	SA-2020		AC100~110V 50~60Hz	17kg	18kg	8A				
	AC220~240V 50~60Hz			4A							

A. 靜點設定 CHISEL EDGE Pre-setting (mm)

鬆開螺絲，將刻度環調到所需靜點大小，再將螺絲鎖上即可。
Loose screw, settle proper scale in line with the chisel edge and install it back.



Table 1, 靜點 CHISEL EDGE (mm)

型號 MODEL	SA-1301	SA-1313	SA-2001	SA-2020
0.2	0.17	0.17	0.16	0.16
0.4	0.34	0.34	0.32	0.32
0.6	0.51	0.51	0.48	0.48
0.8	0.68	0.68	0.64	0.64
1.0	0.85	0.85	0.80	0.80

B. 長度及方位設定 Position & Length Pre-setting

- 整組順時鐘方向輕輕頂住直銷。
- 鑽頭輕輕頂到底且順時鐘方向輕輕頂住停止檔。
- 順時鐘方向將筒夾螺帽鎖緊。

- Against pin by clockwise direction.
- Hit the drill to the bottom slightly and then turn clockwise to against the stopper.
- Next, tighten the collet manually and clockwise.



C. 先端角研磨 (第1斜面) Point Angle

- 調整適當的角度範圍。
- 慢慢送入整組筒夾組，使鑽頭輕輕接觸砂輪。
- 並順時鐘及逆時鐘方向慢慢來回旋轉。

- Settle proper scale.
- Move the collet bracket in and touch the wheel lightly.
- Rotate the drill back and forth slowly. And then stop until soundless.



D. 靜點(逃隙角)研磨 Chisel Edge length

- 鬆開螺絲，調整適當的角度範圍再鎖緊。
- 整組慢慢壓到底輕輕接觸砂輪。
- 整組順時鐘、逆時鐘來回慢慢旋轉，直到沒有研磨聲音為止即可。

- Loosen socket cap screw, Settle proper scale and tighten again.
- Hit the drill to the bottom slightly and then turn clockwise to against the stopper.
- Rotate the drill back and forth slowly. And then stop until soundless.



E. 第三後逃斜面研磨 (Tertiary Facet)

- 鬆開螺絲，調整適當的角度範圍再鎖緊。
- 整組慢慢壓到底輕輕接觸砂輪。
- 整組順時鐘、逆時鐘來回慢慢旋轉，直到沒有研磨聲音為止即可。
注意：研磨時角度須與先端角相同。

- Loosen socket cap screw, Settle proper scale and tighten again.
- Must hit the drill "centrally" slightly to the wheel.
- Rotate the drill back and forth slowly. And then stop until soundless.
Note: The angle should be same as "Point Angle"



標準附件/Standard Accessories:

筒夾 collet:
SA-1301, 1313 : ER-20 Ø3, Ø4, Ø5, Ø6, Ø7, Ø8, Ø9, Ø10, Ø11, Ø12, Ø13 x 11pcs
SA-2001, 2020 : ER-25 Ø3, Ø4, Ø5, Ø6, Ø7, Ø8, Ø9, Ø10, Ø11, Ø12, Ø13, Ø14, Ø15, Ø16, Ø17, Ø18, Ø19, Ø20 x 18pcs

砂輪 / wheel:
CBN #200 x 1pc(SA-1301, SA-1313) 適合HSS鑽頭使用For HSS drill
CBN #200 x 1pc(SA-2001, SA-2020) 適合HSS鑽頭使用For HSS drill
4mm六角板手 Hex. Wrench x 1pc

特殊附件/Optional Accessories:

SA-1301, 1313 : ER-20 Ø3.5, Ø4.5, Ø5.5, Ø6.5, Ø7.5, Ø8.5, Ø9.5, Ø10.5, Ø11.5, Ø12.5 x 10pcs
SA-2001, 2020 : ER-25 Ø3.5, Ø4.5, Ø5.5, Ø6.5, Ø7.5, Ø8.5, Ø9.5, Ø10.5, Ø11.5, Ø12.5, Ø13.5, Ø14.5, Ø15.5, Ø16.5, Ø17.5, Ø18.5, Ø19.5 x 17pcs

鑽石砂輪 / DIAMOND WHEEL:
DIA #400 x 1pc(SA-1301, SA-1313) 適合碳化鎢鑽頭使用For Carbide drill
DIA #400 x 1pc(SA-2001, SA-2020) 適合碳化鎢鑽頭使用For Carbide drill

NC 四軸分度盤 NC ROTARY TABLE

SRT

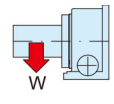
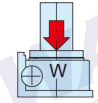
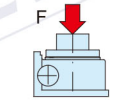
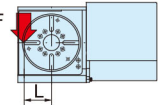
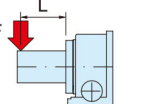
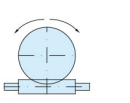
170, 217

256, 322

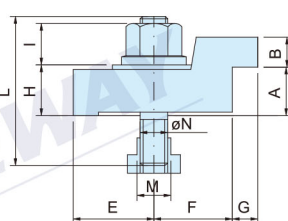
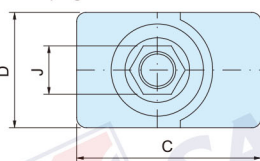
Application for 4 axis Machining



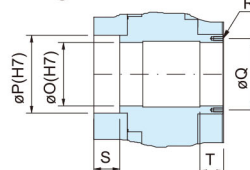
1. 強而有力材質~球狀石墨化鑄鐵FCD600-60kg/mm²(80,000psi)抗張力強, 不易變形
2. 氣壓+油壓煞車系統(自動補償油壓油裝置, 免用外掛增壓缸, 已內建設計)
3. 採用雙導程渦桿傳動
4. 大孔徑設計(大孔徑軸承)
5. 最強煞車機構(碟式煞車大徑活塞), 可以達到最高扭力加工需求
煞車能力不因長時間重切削而鬆弛
6. 電氣箱防水設計, 採用O型環密封設計, 防水性極佳
7. 電氣箱負壓設計, 隨時充氣將切削水向外頂出, 保持電氣箱乾燥
8. 用交叉滾柱軸承
9. 煞車檢出採用2只壓力開關(德國製)
10. 電磁閥為日本原裝進口-SMC
11. 鋼渦輪材料為日本原裝進口
12. 其它零組件均選用最高品質
13. 以上全部均以型錄為標準

Order No.	訂購編號	30000170	30000217	30000256	30000322
Model	型號	SRT-170	SRT-217	SRT-256	SRT-322
面盤直徑	Table diameter	Ø170	Ø202	Ø256	Ø322
中心高度	Center height	125	140	180	225
主軸孔徑 Center hole	主軸鼻端孔 / Table nose dia.	Ø50H7	Ø75H7	Ø105H7	Ø135H7
	主軸貫穿孔 / Through hole	Ø40	Ø52	Ø78	Ø110
面盤T槽	Table T-slots width	12H8	12H8	12H8	14H8
導正鍵	Guide block width	18h7	18h7	18h7	18h7
驅動馬達 Servo motor	FANUC	iF2/5000	iF4/5000	iF4/5000	iF8/3000
	MITSUBISHI	HF75/HF74	HF104/HF103	HF104/HF103	HF204/HF203
齒輪減速比	Gear ratio	1/72	1/90	1/90	1/120
面盤最高轉速	Table max. rpm (Motor rpm:min ⁻¹)	69.4	55.5	55.5	33.3
煞車扭力	Clamping torque (N.m) (pneumatic 0.5MPa/hydraulic3MPa)	450	600	1100	2600
煞車系統(空油壓/油壓)	Clamping system	Air-hydraulic/Hydraulic	Air-hydraulic/Hydraulic	Air-hydraulic/Hydraulic	Air-hydraulic/Hydraulic
割出精度	Indexing accuracy (arc.sec)	20 sec	20 sec	20 sec	20 sec
重複精度	Repeatability accuracy (arc.sec)	4 sec	4 sec	4 sec	4 sec
淨重	Net weight (kg)	54	80	123	204
容許工件重量 Allowable work weight	垂直負荷 Vertical setting () 附尾座 with Tailstock	 Kg 80 (160)	100 (200)	125 (250)	180 (360)
	水平負荷 Horizontal setting	 Kg 170	200	250	350
容許煞車 扭力負荷 (When table is clamped)	F	 kN 10	17	21	26
	F x L	 N-m 450	600	1100	2600
	F x L	 N-m 600	1100	1600	2700
容許切削扭力 Driving torque	T	 N-m 240	310	730	1000

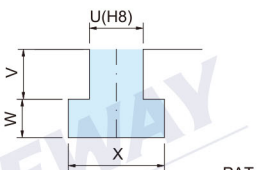
壓塊
Clamping block & bolt



主軸貫穿孔
Through hole



圓盤T型槽
Table T-slots



MODEL	A	B	C	D	E	F	G	H	I	J	K	L	M	N	Q'ty	O	P	Q	R	S	T	U	V	W	X	Remark
SRT-170	22	12	80	40	35	33	12	22	18	21	8	65	14	M12	4	40	50	50	6-M6	32	20	12	11	9	21	
SRT-217	22	12	80	40	35	33	12	22	22	25	11	75	18	M16	4	52	75	62	6-M6	36	20	12	11	9	21	
SRT-256	25	16	91	50	43	33	14	26	22	25	11	75	18	M16	4	78	105	91	6-M8	40	20	12	11	9	21	
SRT-322	30	18	91	50	43	33	14	26	22	25	11	75	18	M16	4	110	135	124	8-M8	45	20	14	13	10	25	


NC 四軸分度盤 NC ROTARY TABLE

SRT

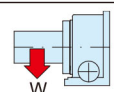
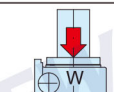
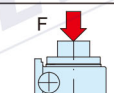
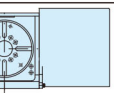
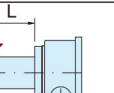
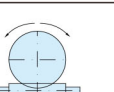
400, 500

630, 800

Application for 4 axis Machining

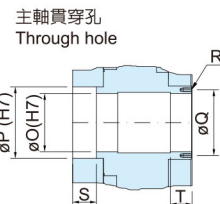
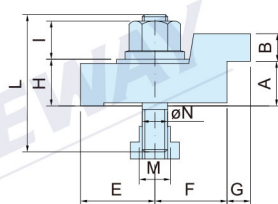
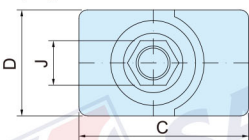


1. Rigid material-ductile iron FCD600 JIS(Equal to GGG-60)with 60kgs/mm² or 80,000psi tensile strength.
2. Air hydraulic as the standard spec.: Installed the automatic oil-supplement appliance that replace the usage of hydraulic cylinder.
3. Drive by Dual-Lead worm: Exceptional high-tensile brass.
4. Large through hole design.
5. Disc brake capacity: Maintain high torque for consistent usage.
6. Electric box: Excellent waterproofed design by sealed with o-rings.
7. Electric box: Keep dry and avoid penetration of cutting fluid by negative pressure mechanism.
8. Crossed Roller Bearing: High Rigidity.
9. Brake signal: 2 Pieces of pressure switch (Made in Germany).
10. Solenoid valve: SMC (Made in Japan).
11. Copper worm gear: Made in Japan.
12. Highest quality of all components.
13. All descriptions of product specification are in line with catalogue.

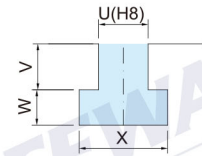
Order No.	訂購編號	30000400	30000500	30000630	30000800	
Model	型號	SRT-400	SRT-500	SRT-630	SRT-800	
面盤直徑	Table diameter	ø400	ø500	ø630	ø800	
中心高度	Center height	260	310	400	480	
主軸孔徑 Center hole	主軸鼻端孔 / Table nose dia.	ø180H7	ø230H7	ø310H7	ø480H7	
	主軸貫穿孔 / Through hole	ø150	ø190	ø270	ø410	
面盤T槽	Table T-slots width	18H8	18H8	18H8	18H8	
導正鍵	Guide block width	18h7	18h7	18h7	18h7	
驅動馬達 Servo motor	FANUC	iF12/4000	iF12/4000	iF22/3000	iF22/3000	
	mitsubishi	HF203S	HF203S	HF353S	HF4533S	
齒輪減速比	Gear ratio	1/120(1/180)	1/120(1/180)	1/180	1/180	
面盤最高轉速	Table max. rpm (Motor rpm:min ⁻¹)	33.3 (22.2)	33.3 (22.2)	16.6	16.6	
煞車扭力	Clamping torque (N.m) (pneumatic 0.5MPa/hydraulic3MPa)	2500	3200	4000	4800	
煞車系統(油壓)	Clamping system	油壓//hydraulic	油壓//hydraulic	油壓//hydraulic	油壓//hydraulic	
割出精度	Indexing accuracy (arc.sec)	20 sec	20 sec	20 sec	20 sec	
重覆精度	Repeatability accuracy (arc.sec)	4 sec	4 sec	4 sec	4 sec	
淨重	Net weight (kg)	297	437	765	1160	
容許工件重量 Allowable work weight	垂直負荷 Vertical setting () 附尾座 with Tailstock	 Kg	250	300	400	500
	水平負荷 Horizontal setting	 Kg	500	600	1000	1800
容許煞車 扭力負荷 Allowable load (When table is clamped)	F	 kN	32	50	70	90
	F x L	 N-m	2500	3200	6000	9100
	F x L	 N-m	5000	8000	11100	18000
容許切削扭力 Driving torque	T	 N-m	1700	2600	5000	13000

Remark:The above dimensions are for FANUC、MITSUMISHI servo motor. 備註：以上尺寸配合FANUC、MITSUMISHI馬達

壓塊
Clamping block & bolt



圓盤T型槽
Table T-slots




MODEL	A	B	C	D	E	F	G	H	I	J	L	M	N	Q'ty	O	P	Q	R	S	T	U	V	W	X	Remark
SRT-400	35	18	91	50	43	33	15	31	22	25	75	18	M16	4	150	180	170	6-M10	48	25	18	18	12	30	
SRT-500	35	18	91	50	43	33	15	31	22	25	75	18	M16	4	190	230	215	6-M10	48	25	18	18	12	30	
SRT-630	50	23	91	50	43	33	15	31	22	25	75	18	M16	4	270	310	295	6-M10	55	25	18	18	12	30	
SRT-800	50	23	91	50	43	33	15	31	22	25	75	18	M16	4	410	480	440	6-M12	60	30	18	18	12	30	

NC 五軸分度盤 NC TILTING ROTARY TABLE

STRT 125, 170, 202

High rigidity / 高剛性
 High precision / 高精度
 High clamping torque / 高扭力

Application for 5 axis Machining

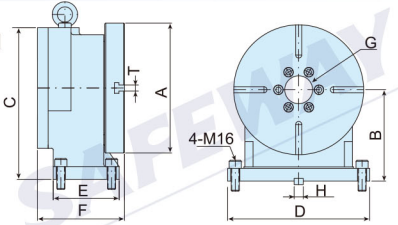


Order No.	訂購編號	40000125	40000170	40000202	40000256	40000322							
Model	型號	STRT-125	STRT-170	STRT-202	STRT-256	STRT-322							
Table diameter	面盤直徑	ø125	ø170	ø202	ø256	ø322							
Center height	中心高度	160	180	180	225	255							
Center hole 主軸孔徑	Table nose dia. 主軸鼻端孔	ø60H7	ø50H7	ø50H7	ø105H7	ø135H7							
	Through hole 主軸貫穿孔	ø32	ø40	ø40	ø78	ø110							
Table T-slots width	面盤T槽	12H8 (附面盤)	12H8	12H8	12H8	14H8							
Guide block width	導正鍵	14h7	18h7	18h7	18h7	18h7							
Axis 軸向		Rotating 回轉軸	Tilting 傾斜軸	Rotating 回轉軸	Tilting 傾斜軸	Rotating 回轉軸	Tilting 傾斜軸						
Gear ratio	齒輪減速比	1/72	1/72	1/72	1/90	1/90	1/90	1/90	1/120	1/120			
Table max. rpm (Motor rpm: min ⁻¹)	最高轉速	69.4	69.4	69.4	55.5	69.4	55.5	55.5	33.3	55.5	33.3	25	25
Indexing accuracy(arc.sec)	割出精度	30 sec	60 sec	30 sec	60 sec	30 sec	60 sec	20 sec	45 sec	20 sec	45 sec		
Repeatability accuracy(arc.sec)	重覆精度	4 sec	4 sec	4 sec	4 sec	4 sec	4 sec	4 sec	4 sec	4 sec	4 sec		
Clamping torque (N.m) 煞車扭力	Pneumatic 6kg/cm ² 氣壓	Pneumatic	Pneumatic	Pneumatic	Pneumatic	Pneumatic	Pneumatic	Hydraulic	Hydraulic	Hydraulic	Hydraulic		
	Hydraulic 35 kg/cm ² 油壓	氣壓	氣壓	Hydraulic 氣壓/油壓	Hydraulic 氣壓/油壓	Hydraulic 氣壓/油壓	Hydraulic 氣壓/油壓	油壓	油壓	油壓	油壓		
Servo motor (FANUC)	驅動馬達	iF2 / 5000	iF2 / 5000	iF2 / 5000	iF2 / 5000	iF2 / 5000	iF2 / 5000	iF4 / 5000	iF8 / 3000	iF4 / 5000	iF8 / 3000	iF8 / 3000	iF8 / 3000
Tilting capacity	容許傾斜角度	0-360°	+45-110°	0-360°	+45-110°	0-360°	+45-110°	0-360°	+45-110°	0-360°	+45-110°		
Net weight (kg)	淨重	92	140	145	280	400							
Allowable work weight 容許工件重量	Horizontal setting (kg) 水平負荷	50	60	60	100	150							
	Vertical setting (kg) 傾斜負荷	30	40	40	60	100							
Allowable load (When table is clamped) 容許煞車扭力負荷	F(kN)	4	5	5	12	16							
	FxL(N-m)	280	800	800	1200	2600							
	FxL(N-m)	500	450	450	900	2600							
Allowable work inertia 容許切削慣性矩	WxL (kgf. m)	11	12	12	26	75							
Driving torque 容許切削扭力	T(N-m)	190	250	250	600	1000							

圓盤式尾座 STRONG TAILSTOCK

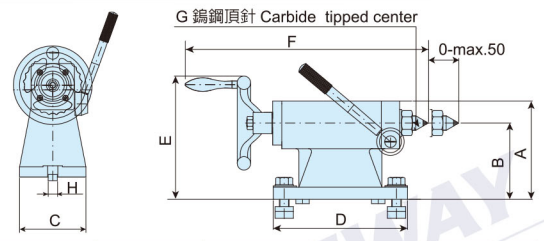


- 適合搭配橋式設計重切削
- 本身有碟式煞車系統
- Suitable for bridge device and heavy duty capacity.
- Rapid brake capacity torque.



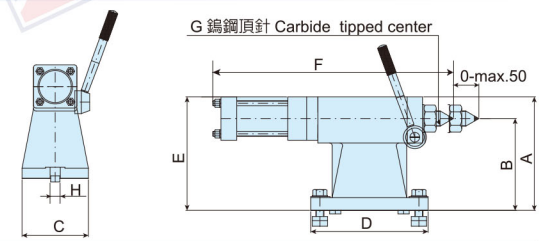
訂購編號 Order NO	型號 Model	A	B	C	D	E	F	G	H	T	淨重 N.W.	備註 Remark
30002170	SRT-170F	ø168	125	213	230	103	140	ø40H8	18h7	12	26 kg	
30002217	SRT-217F	ø198	140	249	250	130	163	ø52H8	18h7	12	43 kg	
30002256	SRT-256F	ø256	180	299	280	130	171.5	ø55H8	18h7	12	60.3 kg	
30002322	SRT-322F	ø322	225	379	350	152	198	ø70H8	18h7	14	111 kg	

頂針式尾座 (手動) LIVE CENTER TAILSTOCK (MANUAL)



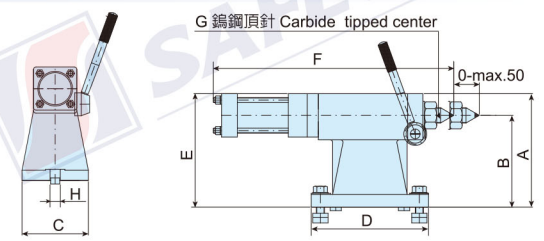
訂購編號 Order NO	型號 Model	A	B	C	D	E	F	G	H	淨重 N.W.	備註 Remark
30004170	SRT-170TM	161	125	110	220	202	398	MT-3	18h7	15 kg	
30004217	SRT-217TM	182.5	140	120	230	202	423.5	MT-4	18h7	18.5 kg	
30004256	SRT-256TM	222.5	180	130	230	257	423.5	MT-4	18h7	22.75 kg	
30004322	SRT-322TM	267.5	225	150	230	302	423.5	MT-4	18h7	25 kg	

頂針式尾座 (氣壓) / LIVE CENTER TAILSTOCK (PNEUMATIC)



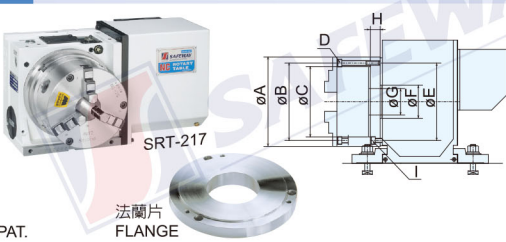
訂購編號 Order NO	型號 Model	A	B	C	D	E	F	G	H	淨重 N.W.	備註 Remark
30006170	SRT-170TP	161	125	110	220	167.5	446	MT-3	18h7	16.5 kg	
30006217	SRT-217TP	182.5	140	120	230	182.5	471.5	MT-4	18h7	26 kg	
30006256	SRT-256TP	222.5	180	130	230	222.5	471.5	MT-4	18h7	30.25 kg	
30006322	SRT-322TP	267.5	225	150	230	267.5	470.5	MT-4	18h7	32.25 kg	

頂針式尾座 (油壓) / LIVE CENTER TAILSTOCK (HYDRAULIC)




訂購編號 Order NO	型號 Model	A	B	C	D	E	F	G	H	淨重 N.W.	備註 Remark
30008170	SRT-170TH	161	125	110	220	167.5	446	MT-3	18h7	15.5 kg	
30008217	SRT-217TH	182.5	140	120	230	182.5	471.5	MT-4	18h7	25.75 kg	
30008256	SRT-256TH	222.5	180	130	230	222.5	471.5	MT-4	18h7	30 kg	
30008322	SRT-322TH	267.5	225	150	230	267.5	470.5	MT-4	18h7	32.25 kg	

夾頭和法蘭片 CHUCK&FLANGE




夾頭 Chuck	法蘭片 Flange	夾頭尺寸 Chuck Size	A	B	C	D	E	F	G	H	I	夾頭 Chuck	法蘭片 Flange	備註 Remark
SRT-170SC-06	SRT-170SCF-06	6"	167	147	130	M10	147	50	45	20	M10	7.9kg	3.5kg	
SRT-217SC-07	SRT-217SCF-07	7"	193	172	155	M10	172	75	58	22	M10	12.0kg	5.0kg	
SRT-217SC-08	SRT-217SCF-08	8"	203	176	160	M10	176	75	58	22	M10	13.3kg	5.5kg	
SRT-256SC-09	SRT-256SCF-09	9"	233	210	190	M12	210	105	70	26	M10	19.3kg	8.5kg	
SRT-256SC-10	SRT-256SCF-10	10"	273	250	230	M12	250	105	89	26	M12	26.2kg	11.0kg	
SRT-322SC-09	SRT-322SCF-09	9"	233	210	190	M12	210	135	70	26	M12	13.3kg	8.5kg	
SRT-322SC-10	SRT-322SCF-10	10"	273	250	230	M12	250	135	89	26	M12	19.3kg	11.0kg	
SRT-322SC-12	SRT-322SCF-12	12"	310	285	260	M12	285	135	105	26	M12	37.6kg	15.0kg	

NC 橋式分度盤 (彈性化並列虎鉗) ROTARY TABLE & STRONG TAILSTOCK (YES VISE)




訂購編號 Order NO	型號 Model	NC分度盤 NC Rotary Table	圓盤式尾座 Strong Tailstock	A	B	C	D	E	F	G	H	I	J	K	M	N Yes Vise	淨重 N.W.	備註 Remark
30170170	SRT-170FV-300-72/72	SRT-170	SRT-170F	170	125	300	605	300	30	744.5	484	25	50	ø240	281	8	164	
30172170	SRT-170FV-500-72/72	SRT-170	SRT-170F	170	125	500	805	300	30	944.5	484	25	50	ø240	281	16	202	
30174170	SRT-170FV-650-72/72	SRT-170	SRT-170F	170	125	650	955	300	30	1094.5	484	25	50	ø240	281	20	226	
30180170	SRT-170FV-300-100/100	SRT-170	SRT-170F	170	125	300	605	300	30	744.5	484	50	78	ø240	281	8	161	
30182170	SRT-170FV-500-100/100	SRT-170	SRT-170F	170	125	500	805	300	30	944.5	484	50	78	ø240	281	12	203	
30184170	SRT-170FV-650-100/100	SRT-170	SRT-170F	170	125	650	955	300	30	1094.5	484	50	78	ø240	281	16	229	
30190170	SRT-170FV-300-72/100	SRT-170	SRT-170F	170	125	300	605	300	30	744.5	484	50	78	ø240	281	8	161	
30192170	SRT-170FV-500-72/100	SRT-170	SRT-170F	170	125	500	805	300	30	944.5	484	50	78	ø240	281	12	203	
30194170	SRT-170FV-650-72/100	SRT-170	SRT-170F	170	125	650	955	300	30	1094.5	484	50	78	ø240	281	16	229	
30170217	SRT-217FV-300-72/72	SRT-217	SRT-217F	202	140	300	656	300	35	798	518	25	50	ø270	315	8	221	
30172217	SRT-217FV-500-72/72	SRT-217	SRT-217F	202	140	500	856	300	35	998	518	25	50	ø270	315	16	261	
30174217	SRT-217FV-650-72/72	SRT-217	SRT-217F	202	140	650	1006	300	35	1148	518	25	50	ø270	315	20	286	
30180217	SRT-217FV-300-100/100	SRT-217	SRT-217F	202	140	300	656	300	35	798	518	50	78	ø270	315	8	240	
30182217	SRT-217FV-500-100/100	SRT-217	SRT-217F	202	140	500	856	300	35	998	518	50	78	ø270	315	12	303	
30184217	SRT-217FV-650-100/100	SRT-217	SRT-217F	202	140	650	1006	300	35	1148	518	50	78	ø270	315	16	342	
30190217	SRT-217FV-300-72/100	SRT-217	SRT-217F	202	140	300	656	300	35	798	518	50	78	ø270	315	8	218	
30192217	SRT-217FV-500-72/100	SRT-217	SRT-217F	202	140	500	856	300	35	998	518	50	78	ø270	315	12	262	
30194217	SRT-217FV-650-72/100	SRT-217	SRT-217F	202	140	650	1006	300	35	1148	518	50	78	ø270	315	16	289	
30172256	SRT-256FV-500-72/72	SRT-256	SRT-256F	256	180	500	900	340	40	1027.5	567	25	50	ø350	372	16	350	
30174256	SRT-256FV-650-72/72	SRT-256	SRT-256F	256	180	650	1050	340	40	1177.5	567	25	50	ø350	372	20	381	
30176256	SRT-256FV-800-72/72	SRT-256	SRT-256F	256	180	800	1200	340	40	1327.5	567	25	50	ø350	372	28	419	
30182256	SRT-256FV-500-100/100	SRT-256	SRT-256F	256	180	500	900	340	40	1027.5	567	50	78	ø350	372	12	392	
30184256	SRT-256FV-650-100/100	SRT-256	SRT-256F	256	180	650	1050	340	40	1177.5	567	50	78	ø350	372	16	437	
30186256	SRT-256FV-800-100/100	SRT-256	SRT-256F	256	180	800	1200	340	40	1327.5	567	50	78	ø350	372	20	481	
30192256	SRT-256FV-500-72/100	SRT-256	SRT-256F	256	180	500	900	340	40	1027.5	567	50	78	ø350	372	12	351	
30194256	SRT-256FV-650-72/100	SRT-256	SRT-256F	256	180	650	1050	340	40	1177.5	567	50	78	ø350	372	16	384	
30196256	SRT-256FV-800-72/100	SRT-256	SRT-256F	256	180	800	1200	340	40	1327.5	567	50	78	ø350	372	20	417	
30172322	SRT-322FV-500-72/72	SRT-322	SRT-322F	322	225	500	950	360	45	1160	611.5	25	50	ø440	450.5	16	526	
30174322	SRT-322FV-650-72/72	SRT-322	SRT-322F	322	225	650	1100	360	45	1310	611.5	25	50	ø440	450.5	20	559	
30176322	SRT-322FV-800-72/72	SRT-322	SRT-322F	322	225	800	1250	360	45	1460	611.5	25	50	ø440	450.5	28	599	
30178322	SRT-322FV-950-72/72	SRT-322	SRT-322F	322	225	950	1400	360	45	1610	611.5	25	50	ø440	450.5	32	623	
30182322	SRT-322FV-500-100/100	SRT-322	SRT-322F	322	225	500	950	360	45	1160	611.5	50	78	ø440	450.5	12	568	
30184322	SRT-322FV-650-100/100	SRT-322	SRT-322F	322	225	650	1100	360	45	1310	611.5	50	78	ø440	450.5	16	615	
30186322	SRT-322FV-800-100/100	SRT-322	SRT-322F	322	225	800	1250	360	45	1460	611.5	50	78	ø440	450.5	20	661	
30188322	SRT-322FV-950-100/100	SRT-322	SRT-322F	322	225	950	1400	360	45	1610	611.5	50	78	ø440	450.5	24	699	
30192322	SRT-322FV-500-72/100	SRT-322	SRT-322F	322	225	500	950	360	45	1160	611.5	50	78	ø440	450.5	12	527	
30194322	SRT-322FV-650-72/100	SRT-322	SRT-322F	322	225	650	1100	360	45	1310	611.5	50	78	ø440	450.5	16	562	
30196322	SRT-322FV-800-72/100	SRT-322	SRT-322F	322	225	800	1250	360	45	1460	611.5	50	78	ø440	450.5	20	597	
30198322	SRT-322FV-950-72/100	SRT-322	SRT-322F	322	225	950	1400	360	45	1610	611.5	50	78	ø440	450.5	24	623	

NC 橋式分度盤 (方柱) ROTARY TABLE & STRONG TAILSTOCK (SQUARE TABLE)


PAT.

訂購編號 Order NO	型號 Model	NC分度盤 NC Rotary Table	圓盤式尾座 Strong Tailstock	A	B	C	D	E	F	G	H	K	L	M	淨重 N.W.	備註 Remark
30140170	SRT-170FC-300-100	SRT-170	SRT-170F	170	125	300	605	300	30	744.5	484	ø240	100	281	146	
30142170	SRT-170FC-500-100	SRT-170	SRT-170F	170	125	500	805	300	30	944.5	484	ø240	100	281	173	
30144170	SRT-170FC-650-100	SRT-170	SRT-170F	170	125	650	955	300	30	1094.5	484	ø240	100	281	192	
30150170	SRT-170FC-300-125	SRT-170	SRT-170F	170	125	300	605	300	30	744.5	484	ø240	125	281	158	
30152170	SRT-170FC-500-125	SRT-170	SRT-170F	170	125	500	805	300	30	944.5	484	ø240	125	281	193	
30154170	SRT-170FC-650-125	SRT-170	SRT-170F	170	125	650	955	300	30	1094.5	484	ø240	125	281	224	
30140217	SRT-217FC-300-100	SRT-217	SRT-217F	202	140	300	656	300	35	798	518	ø270	100	315	203	
30142217	SRT-217FC-500-100	SRT-217	SRT-217F	202	140	500	856	300	35	998	518	ø270	100	315	232	
30144217	SRT-217FC-650-100	SRT-217	SRT-217F	202	140	650	1006	300	35	1148	518	ø270	100	315	253	
30150217	SRT-217FC-300-125	SRT-217	SRT-217F	202	140	300	656	300	35	798	518	ø270	125	315	215	
30152217	SRT-217FC-500-125	SRT-217	SRT-217F	202	140	500	856	300	35	998	518	ø270	125	315	252	
30154217	SRT-217FC-650-125	SRT-217	SRT-217F	202	140	650	1006	300	35	1148	518	ø270	125	315	284	
30142256	SRT-256FC-500-100	SRT-256	SRT-256F	256	180	500	900	340	40	1027.5	567	ø350	100	372	321	
30144256	SRT-256FC-650-100	SRT-256	SRT-256F	256	180	650	1050	340	40	1177.5	567	ø350	100	372	348	
30146256	SRT-256FC-800-100	SRT-256	SRT-256F	256	180	800	1200	340	40	1327.5	567	ø350	100	372	374	
30152256	SRT-256FC-500-125	SRT-256	SRT-256F	256	180	500	900	340	40	1027.5	567	ø350	125	372	341	
30154256	SRT-256FC-650-125	SRT-256	SRT-256F	256	180	650	1050	340	40	1177.5	567	ø350	125	372	379	
30156256	SRT-256FC-800-125	SRT-256	SRT-256F	256	180	800	1200	340	40	1327.5	567	ø350	125	372	406	
30162256	SRT-256FC-500-150	SRT-256	SRT-256F	256	180	500	900	340	40	1027.5	567	ø350	150	372	366	
30164256	SRT-256FC-650-150	SRT-256	SRT-256F	256	180	650	1050	340	40	1177.5	567	ø350	150	372	405	
30166256	SRT-256FC-800-150	SRT-256	SRT-256F	256	180	800	1200	340	40	1327.5	567	ø350	150	372	445	
30142322	SRT-322FC-500-100	SRT-322	SRT-322F	322	225	500	950	360	45	1160	611.5	ø440	100	450.5	497	
30144322	SRT-322FC-650-100	SRT-322	SRT-322F	322	225	650	1100	360	45	1310	611.5	ø440	100	450.5	526	
30146322	SRT-322FC-800-100	SRT-322	SRT-322F	322	225	800	1250	360	45	1460	611.5	ø440	100	450.5	554	
30148322	SRT-322FC-950-100	SRT-322	SRT-322F	322	225	950	1400	360	45	1610	611.5	ø440	100	450.5	574	
30152322	SRT-322FC-500-125	SRT-322	SRT-322F	322	225	500	950	360	45	1160	611.5	ø440	125	450.5	517	
30154322	SRT-322FC-650-125	SRT-322	SRT-322F	322	225	650	1100	360	45	1310	611.5	ø440	125	450.5	557	
30156322	SRT-322FC-800-125	SRT-322	SRT-322F	322	225	800	1250	360	45	1460	611.5	ø440	125	450.5	586	
30158322	SRT-322FC-950-125	SRT-322	SRT-322F	322	225	950	1400	360	45	1610	611.5	ø440	125	450.5	611	
30162322	SRT-322FC-500-150	SRT-322	SRT-322F	322	225	500	950	360	45	1160	611.5	ø440	150	450.5	542	
30164322	SRT-322FC-650-150	SRT-322	SRT-322F	322	225	650	1100	360	45	1310	611.5	ø440	150	450.5	583	
30166322	SRT-322FC-800-150	SRT-322	SRT-322F	322	225	800	1250	360	45	1460	611.5	ø440	150	450.5	625	
30168322	SRT-322FC-950-150	SRT-322	SRT-322F	322	225	950	1400	360	45	1610	611.5	ø440	150	450.5	657	

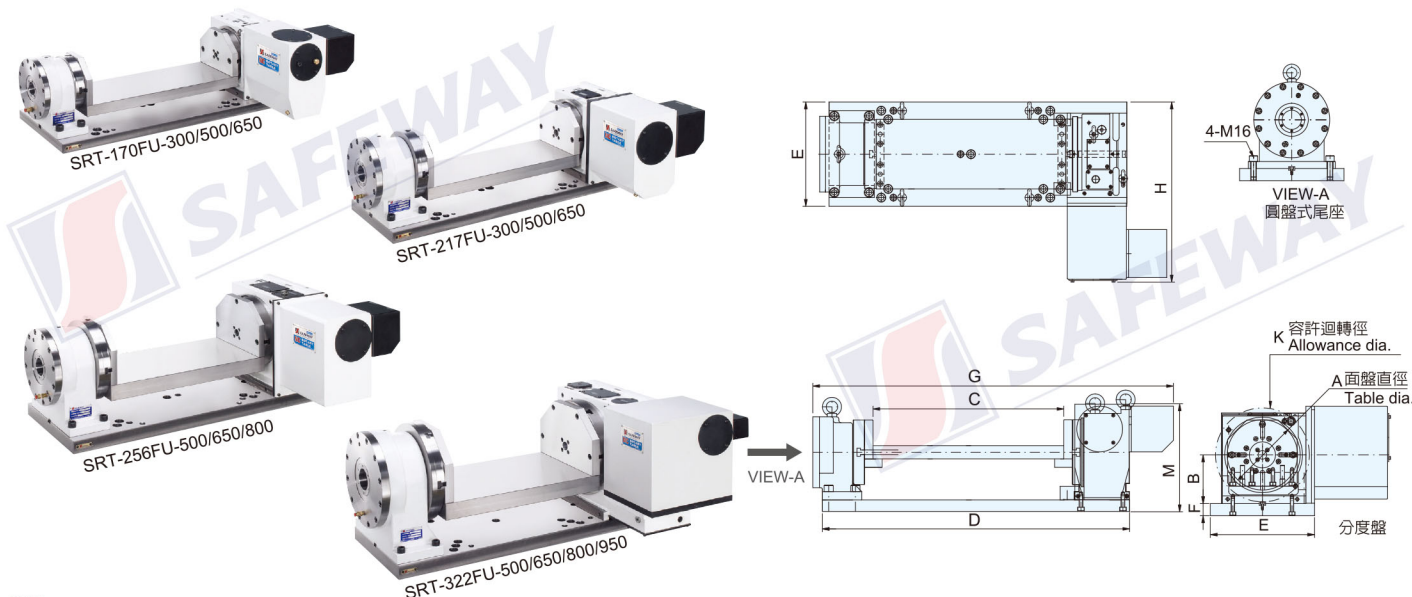
NC 橋式分度盤 (中間板) ROTARY TABLE & STRONG TAILSTOCK (TABLE)



PAT.

訂購編號 Order NO	型號 Model	NC分度盤 NC Rotary Table	A	B	C	D	E	F	G	H	K	M	淨重 N.W.	備註 Remark
30100170	SRT-170FH-300	SRT-170	170	125	300	605	300	30	744.5	484	ø240	281	138	
30102170	SRT-170FH-500	SRT-170	170	125	500	805	300	30	944.5	484	ø240	281	160	
30104170	SRT-170FH-650	SRT-170	170	125	650	955	300	30	1094.5	484	ø240	281	177	
30100217	SRT-217FH-300	SRT-217	202	140	300	656	300	35	798	518	ø270	315	198	
30102217	SRT-217FH-500	SRT-217	202	140	500	856	300	35	998	518	ø270	315	225	
30104217	SRT-217FH-650	SRT-217	202	140	650	1006	300	35	1148	518	ø270	315	243	
30102256	SRT-256FH-500	SRT-256	256	180	500	900	340	40	1027.5	567	ø350	372	330	
30104256	SRT-256FH-650	SRT-256	256	180	650	1050	340	40	1177.5	567	ø350	372	359	
30106256	SRT-256FH-800	SRT-256	256	180	800	1200	340	40	1327.5	567	ø350	372	387	
30102322	SRT-322FH-500	SRT-322	322	225	500	950	360	45	1160	611.5	ø440	450.5	516	
30104322	SRT-322FH-650	SRT-322	322	225	650	1100	360	45	1310	611.5	ø440	450.5	553	
30106322	SRT-322FH-800	SRT-322	322	225	800	1250	360	45	1460	611.5	ø440	450.5	589	
30108322	SRT-322FH-950	SRT-322	322	225	950	1400	360	45	1610	611.5	ø440	450.5	616	

NC 橋式分度盤 (U型板) ROTARY TABLE & STRONG TAILSTOCK (U TYPE TABLE)



PAT.

訂購編號 Order NO	型號 Model	NC分度盤 NC rotary table	A	B	C	D	E	F	G	H	K	M	淨重 N.W.	備註 Remark
30120170	SRT-170FU-300	SRT-170	170	125	300	605	300	30	744.5	484	ø240	281	135	
30122170	SRT-170FU-500	SRT-170	170	125	500	805	300	30	944.5	484	ø240	281	163	
30124170	SRT-170FU-650	SRT-170	170	125	650	955	300	30	1094.5	484	ø240	281	178	
30120217	SRT-217FU-300	SRT-217	202	140	300	656	300	35	798	518	ø270	315	199	
30122217	SRT-217FU-500	SRT-217	202	140	500	856	300	35	998	518	ø270	315	226	
30124217	SRT-217FU-650	SRT-217	202	140	650	1006	300	35	1148	518	ø270	315	246	
30122256	SRT-256FU-500	SRT-256	256	180	500	900	340	40	1027.5	567	ø350	372	330	
30124256	SRT-256FU-650	SRT-256	256	180	650	1050	340	40	1177.5	567	ø350	372	359	
30126256	SRT-256FU-800	SRT-256	256	180	800	1200	340	40	1327.5	567	ø350	372	387	
30122322	SRT-322FU-500	SRT-322	322	225	500	950	360	45	1160	611.5	ø440	450.5	522	
30124322	SRT-322FU-650	SRT-322	322	225	650	1100	360	45	1310	611.5	ø440	450.5	559	
30126322	SRT-322FU-800	SRT-322	322	225	800	1250	360	45	1460	611.5	ø440	450.5	595	
30128322	SRT-322FU-950	SRT-322	322	225	950	1400	360	45	1610	611.5	ø440	450.5	623	

AC單軸控制器 AC SERVO CONTROLLER

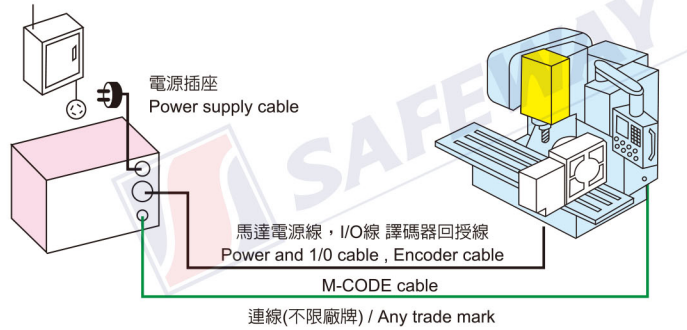
• 30902010 SRT-ACC-2010

• 30902013 SRT-ACC-031



SIZE:
L 353 x W 313 x H 223 (mm)

觸控面板
Touch panel



- 可與工作母機做M訊號連線不限廠牌。
- 可配合大小型CNC電腦數控分度盤。
- 採用AC數位伺服，高扭力、高精度、高速度、且操作簡易。
- 選擇配件：MPG手動脈波器，方便於工件校正。

- Connecting the M-code with M/C.
- High-Torque, High indexing Accuracy, High-Speed and Easy operation.
- Manual Pulse Generator available for easy workplace adjustment.

PAT.

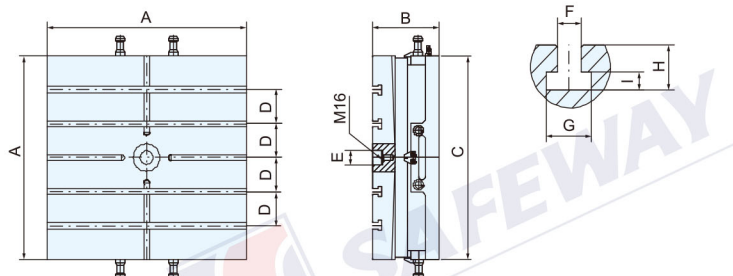
最小分割角度	0.001°	Min. Increment	0.001°
等分割數	0.000~999.999°	Equal dividing	0.000~999.999°
程式容量	50組程式號	Program capacity	50 sets program
程式步驟容量	每組程式可容許輸入99個步驟	Step capacity	99 steps for each program
輸入方式	鍵盤輸入	Input system	Key board
可程式系統	增量值(1) / 絕對值(0)可供選擇	Programming system	Combined use of incremental / Absolute(Free selection 0/1)
復歸原點	機械原點復歸/絕對原點復歸	Zero return	Machine zero return / Absolute zero return
進給率	0.1~999.9%/秒	Feedrate	0.1~999.9%/sec.
緊急停止	1. 分度盤旋轉速度慢下來後停止 2. 正在執行得程式停止執行	Stop function	1. Table rotation slow down and stop 2. Current program stop to execute
煞車功能	0.1~99.9秒之延遲可供設定	Brake function	0.1~99.9 sec. can be set
跳躍功能	跳到副程式	Jump function	Jump to sub-program
循環圈數	每一個步驟最多可循環999次	Loop count	Up to 999 times
控鎖鎖定	設參數 # 12為(1)	Key-lock function	Set Parameter #12=1
指定選擇(開機時)	程式輸入指令 / 分度盤轉動指令	Mode selector after power on	PROGRAM mode/RUN mode
背隙調整	參數 # 8之功能可補償	Backlash adjustment	Parameter #8 Setting
前面步驟顯示	按▲鍵可顯示前一步驟	Previous step display	Push Key ▲
後面步驟顯示	按▼鍵可顯示後一步驟	Next step display	Push Key ▼
標準參數功能	參數 # 1~23可輕易的更改及設定	Standard parameter function	Parameter #1-23 setting
外部啟動信號	可由M-CODE自動操作	Required outside signal	From the M-code of the M/C
伺服馬達	附有回饋系統之AC伺服馬達	Servo motor	AC servo motor with feed back system
連接電線	電源線 / 馬達線 / 微動開關 / 界面信號	Connection cable	Power Cable / Motor Cable / Micro Switch / Interface Signal
電壓	AC-220 60Hz 三相	Input voltage	AC-220 3 Phase

超精密搪銑分割工作台(氣壓/手動) SUPER INDEX TABLE (PNEUMATIC, MANUAL TYPE)

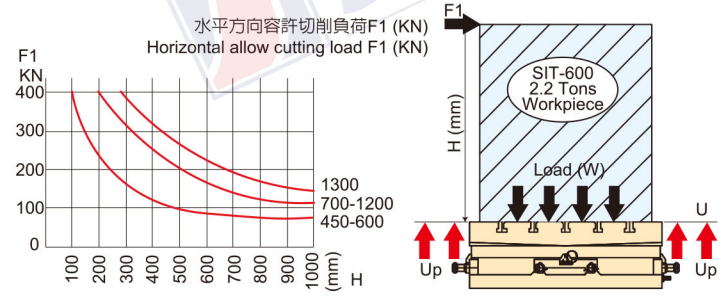
SIT 450, 500, 600, 700, 800, 900,
1000, 1100, 1200, 1300



2 pcs hirth coupling
兩片精密齒式聯軸器



- 使用2片式精密齒式聯軸器。
- 高鋼性及氣壓強力固鎖系統設計，可耐重切削搪床，銑床精密加工用。
- 高鋼性強而有力材質-FCD60kgs-mm²，抗張力強、不易變形。
- Build-in 2 pieces hirth coupling for positing indexing.
- High rigidity performance, allow load cutting and boring.
- Rigid material-ductile FCD60JIS with 60kgs/mm²



PAT.

訂購編號 Order NO	型號 Model	∅	訂購編號 Order NO	型號 Model	∅	A	B	C	D	E	F	G	H	I	淨重 N.W.	裝箱尺寸 Shipment Size	備註 Remark
20010450	SIT-450-1	1°	20050450	SIT-450-5	5°	450x450	170	450	100	30	18	30	30	12	200		
20010500	SIT-500-1	1°	20050500	SIT-500-5	5°	500x500	170	450	100	30	18	30	30	12	220		
20010600	SIT-600-1	1°	20050600	SIT-600-5	5°	600x600	200	600	100	40	20	34	34	14	405		
20010700	SIT-700-1	1°	20050700	SIT-700-5	5°	700x700	200	600	125	40	20	34	34	14	470		
20010800	SIT-800-1	1°	20050800	SIT-800-5	5°	800x800	280	800	100	60	22	37	38	16	840		
20010900	SIT-900-1	1°	20050900	SIT-900-5	5°	900x900	280	800	125	60	22	37	38	16	970		
20011000	SIT-1000-1	1°	20051000	SIT-1000-5	5°	1000x1000	300	1000	125	60	22	37	38	16	1425		
20011100	SIT-1100-1	1°	20051100	SIT-1100-5	5°	1100x1100	300	1000	150	60	22	37	38	16	1530		
20011200	SIT-1200-1	1°	20051200	SIT-1200-5	5°	1200x1200	340	1200	150	80	22	37	38	16	2190		
20011300	SIT-1300-1	1°	20051300	SIT-1300-5	5°	1300x1300	340	1200	150	80	22	37	38	16	2450		



Very good quality vise, we have different clearance.

選購虎鉗請注意以下二大要訣：

1. 精度：您所選購的虎鉗幾何精度是否同步一致化？是否有符合下列14項同步一致精度？

如此可方便 貴公司全廠虎鉗精度管理，以免混淆錯置使用而造成工件精度不一的情況！

2. 壽命：協威虎鉗具備優良設計結構。正常操作下，提供一年保固服務；虎鉗堅固壽命可採用15年以上。

THE EXCELLENT CLEARANCE CONTROL / 優良的精度控制，最值得您信賴

		<p>WHAT'S DIFFERENT V & S TYPE V=The clearance with full control as FIG.1-14 S=The clearance with control as FIG.6,7,8,9 only. The other clearance without control. 定寸：就是虎鉗上有涉及到幾何定位尺寸（如1-14圖所示），本公司產品皆永遠保持一致尺寸且在幾何公差內，如此一來，無論閣下何時購買或爾後追加皆保持與原有同步幾何定位精度內。協威所生產之精密虎鉗具有以上14種幾何定位精度，這是其他廠牌目前無法達到的。</p>	

註：同高 ≠ 定寸
同高：只是一次性同高
定寸：不同時間分次購買，永遠保持定寸同高



<http://www.safeway-vise.com>

協威機械工業股份有限公司

SAFEWAY MACHINERY INDUSTRY CORPORATION

台中市梧棲區435台中港關連工業區自立一街196號

No.196, Tzu-Li 1st St., Kuan-Lien Industrial Park, Wu Chi,

Taichung City 435, Taiwan

TEL: 886-4-26308857 FAX: 886-4-26308868

E-mail: safeway@ms7.hinet.net

<http://www.safeway-vise.com>

